

# LTECH

LED Control System | Intelligent Driver | Smart Home

ZHUHAI LTECH TECHNOLOGY CO.,LTD.

15th Building, No. 3, Pingdong 6th Road, Nanping Technical  
Industrial Park, Zhuhai, Guangdong, China.

Telephone: +86 756 6208823 6208255

Fax: +86 756 6208833

Email: [lt@ltechonline.com](mailto:lt@ltechonline.com)

URL: [www.ltech-led.com](http://www.ltech-led.com)

Please Contact Local Distributor

2020

Stock Code: 832110

---

Russia | Belgium | South Africa | Spain | Australia | Luxembourg | America | Thailand  
Chile | India | Netherlands | Israel | Vietnam | New Zealand | Indonesia | UK | UAE

Welcome to join us to be **LTECH** distributor!



# INDEX

Company Introduction .....	02-15
Overview .....	16-29
Super Panel .....	30-31
MS Panel .....	32-33
DALI DT8 Touch Panel .....	34-35
LM series .....	36-37
T-PWM Super depth dimming technology .....	38
Intelligent LED Driver (SE series) .....	39
L-BUS Lighting Control System .....	40-41
L-Home Smart Home .....	42-43
DMX512 Decoder .....	44-45

## Product Parameter

L-BUS Lighting Control System .....	46-53
WiFi/RF Control System (DX) .....	54-59
L-Home Smart Home .....	60-63
WiFi/RF Products .....	64-69
IoT Intelligent Driver .....	70-73
DMX/RDM Series .....	74-91
DALI Series .....	92-99
0/1-10V Series .....	100-105
Phase cut Series .....	106-109
SPI Controller .....	110-113
Dimming Signal Converter .....	114-115
LED Power Repeater .....	116-118

## Company Introduction

Zhuhai LTECH Technology Co., LTD, located in Zhuhai, is an international technology company. Focusing on LED intelligent lighting control systems, intelligent drivers and smart home products, It is also a national high-tech enterprise, which integrates research and development, production and sales. LTECH has always been at the forefront of LED lighting control technology in China, and it is more one of the powerful manufacturers of global LED lighting control systems.



With 19 years of strong accumulated research and development of technology, LTECH keeps innovative in the field of intelligent lighting and has created hundreds of new LED intelligent control technology which developed three main product lines - "LED Controller", "LED Dimmable Drivers" and "Smart Home". Relying on a stable scientific production and manufacturing platform and a strict and professional ISO9001 quality control system, LTECH provided a lot of competitive, safe and reliable products and solutions for tens of thousands of medium-to-large scale lighting projects, such as landmark, theme park, starred hotel, office building and grand shopping mall, and has earned a global reputation.

In this sharply changing industry, LTECH insists serving the needs of customers, **focuses on scientific and technological innovation, improves lighting quality and makes healthy and intelligent lighting environments become normal.**



## Important events



2019 Guangzhou International Lighting Exhibition



2018 Frankfurt Light+Building



Lighting Award-Top 10 Technology Awards



2018 Top 10 Intelligent Lighting Brands



2019 Top 10 Intelligent Lighting Brands

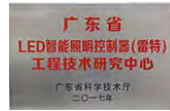
Honor



National High-tech Enterprise



Intellectual Property Dominant Enterprise



Engineering Technology Research Center



Key Enterprise Technology Center of Zhuhai



The Good Corporate Behavior Standardization 4A Certificate



Adopting International Standard Product Marking Certificate



Guangdong Province Awarded Adopting International Standard Product Certification



The Certificate of high-tech products



Top 10 Technologies Awards



Guangdong Top Brand Product



The Certificate of New Invention



The Patent of Utility & Latest Items



The Patent of Appearance Design



ISO9001:2015 License



2018 Top Ten Intelligent Lighting Brands



The Certification on Private Science and Technology Enterprise



The Learn and Practice Base of Jilin University



Jinan university Teaching & Practice Base



The Learn and Practice Base of Beijing Institute of Technology



DiiA Member



NEEQ Top 100 Innovators

Certificates



Equipments



SMT Mounter



Wave-soldering



Laser-marking Machine



Automatic Optical Detector



Reflow



LED Driver Aging Testing Equipment



LED Controller Aging Testing Equipment



Infrared Imaging Devices



EMI Testing Receiver



LED Driver Auto Test System



High & Low Temp. Testing Box



R & D Measuring Instruments


### Technology Research Center



Light Flickering Analyzer



Quadratic Element



Industrial Frequency Magnetic Field Generation System



Drop Test




Electrostatic Discharge System




Material Combustion Test




The Week Wave Drop Test



Intelligent Group Pulse Test



Be widely used in more than 10,000 projects





Sanya Edition Hotel



Conrad Tianjin



Yantai Hilton Hotel



Alibaba Future Hotel



Chimelong Hengqin Bay Hotel

# Project Cases

## Hotel Lighting



Shanghai Bund W Hotel



Macau MGM Hotel



Macau MORPHEUS



Wyndham Qingdao



Sparkling in the Studio City Macau



The Westin Wenzhou



Ridding Park hotel in the UK



Zhuhai St.Regis Hotel

# Project Cases

## Museums & Art Galleries Lighting



Military Museum of the Chinese People's Revolution



Nine Trees Future Art Center



the Palace Museum



Shanghai world expo museum



Shanghai luxun memorial hall



The Shanghai Museum of History



Hongkong Museum




Hunan Provincial Museum (Xinxiangbo)



CCTV 2017 Spring Festival Gala Evening of Gui tin



Readers



2016 "Sing China" The Final Peak Battle Night



Zhuhai Chime Long International Ocean Resort Park



China central television (CCTV)



Hundred Flowers Award Ceremony



"Sing China!"



Miami Television Station

# Project Cases


Entertainment & Variety Show Lighting




King Cross



Cheers Science




Eurovision Song Contest 2017



OPPO Wonderfully shows Zhejiang TV Annual Festival




China Golden Eagle TV Art Festival 2016



2017 Hunan TV New Year's Eve concert



Disney Shanghai




JSTV 2016 Spring Festival Evening




2017 Zhejiang TV New Year's Eve concert



Girls Fighting



Japan Kyoto Seibu Amusement Park



Ocean Kingdom Journey of Lights Parade



The Aqua-park Shinagawa in Japan



# Project Cases

Others(Office/Urban/Household/Shopping Malls)



Haier Global Creative Research Center



Russia Boris Yeltsin Memorial Centre



India Prakasam Barrage



The United Kingdom Luxurious Villa



Shenzhen Luxury Villa 'Unicenter Jiuyu'



Beijing Daxing International Airport



Hong Kong-Zhuhai-Macao Bridge



Beijing Huairou Wanda Plaza



HuaWei Intelligent Life Hall




A newly emerged retail chains--Hema Fresh, Alibaba Group



China International Import expo



480 UK NEXT Chain Stores



SMARTASS Sports Club



Terminal 21 Pattaya

**L-BUS Lighting Control System**

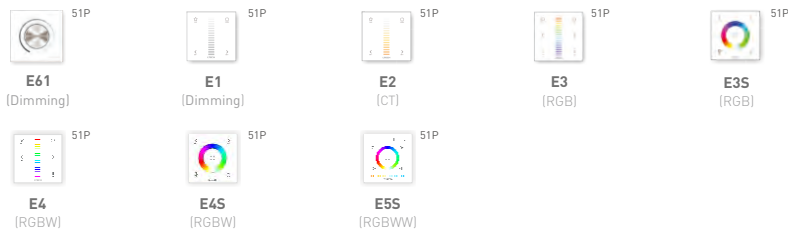
WiFi Controller




RF + DMX512 Panel



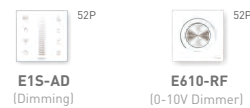
RF + Power Mode



RF Phase cut




RF + 0-10V, 10V PWM



**L-BUS Lighting Control System**

RF Relay



Wireless Module



\*Support working with LTECH or other brand 0-10V, Triac, DMX dimming driver.

Remote LED Controller



Wireless Receiver



CATALOGUE

CATALOGUE

WiFi/RF

WiFi/RF  
BLE 5.0 Mesh

WiFi/RF

CATALOGUE

CATALOGUE

### WiFi/RF Control System (DX)

WiFi Controller



WiFi-104  
(CV 4A x 4CH)

Wireless Receiver



R4-5A  
(CV 5A x 4CH)



R4-CC  
(CC 350/700/1050mA x 4CH)

RF + DMX512 Touch Panel



DX8  
(RGBW 4 zones)



UX5  
(Dimming 4 zones)



UX6  
(CT 4 zones)



UX8  
(RGBW 4 zones)

### BLE 5.0 Mesh Control System



Super Panel



Smart gateway



Smart Wireless Switch



BLE 5.0 Mesh Remote Control



Intelligent Driver  
(DIM/CT/RGB)



Intelligent Driver  
(DIM/CT)



Intelligent Driver  
(DIM/CT)

### L-Home Smart Home (Support amazon echo)



Smart gateway



RF Remote Control



Smart Wall Switch



Smart Wireless Switch



Dimmable Driver  
(24W/36W)



CT Driver  
(24W/36W)



CT Driver  
(48W/54W)



CT Driver  
(80W)



CT Driver  
(96W/108W)



Intelligent Driver  
(CT/RGB)



Motion Sensor

### WiFi/RF Products (Support Amazon Echo)

LED Strips Kits



WF60RGB-5M  
(100-240Vac RGB 5M)



WFRGB-10M  
(100-240Vac RGB 10M)

### WiFi/RF Products

Wireless Sync Controller



T1  
(Dimming 8 zones)



T3  
(RGB)



T3M  
(RGB 10 zones)



T4  
(RGBW 8 zones)



T3-CV  
(CV 6A x 3CH)



T3-5A  
(CV 5A x 3CH)



T4-CV  
(CV 5A x 4CH)

Mini Series



M1 & M3-3A  
(Dimming)



M2 & M3-3A  
(CT)



M3 & M3-3A  
(RGB)



M5 & M3-3A  
(CT)



M6 & M3-3A  
(RGB)



M7 & M3-3A  
(RGB)



M4 & M4-3A  
(RGBW)



M8 & M4-3A  
(RGBW)



SPI-16S & M16S  
(RGB/1020 Pixels)

M Series



M1 & M4-5A  
(Dimming)



M2 & M4-5A  
(CT)



M3 & M4-5A  
(RGB)



M4 & M4-5A  
(RGBW)



M6 & M4-5A  
(RGB)



M7 & M4-5A  
(RGB)



M8 & M4-5A  
(RGBW)

Classic Controller



LT-3200-CC  
(CC 350/700/1050mA x 1CH)



LT-311RF  
(CV 6A x 3CH)



LT-3600RF  
(CV 6A x 3CH)














LT-3600  
(CV 6A x 3CH)





IoT Intelligent Driver

**IoT Intelligent Driver**

WiFi Controller/Driver

 <b>WiFi-101-DMX4</b> [CV DMX 512CH]	 <b>WiFi-102-RGBW</b> [CV 3A x 4CH]	 <b>CV-7512-WF03-A</b> [12V RGB Driver]	 <b>CV-7524-WF03-A</b> [24V RGB Driver]	 <b>CV-800220-WF03-A</b> [220V RGB Driver]
 <b>ST-75-12-W1W2</b> [12V Dimming Driver]	 <b>ST-75-12-W2W2</b> [12V CT Driver]	 <b>ST-75-12-W3W2</b> [12V RGB Driver]	 <b>ST-75-24-W1W2</b> [24V Dimming Driver]	 <b>ST-75-24-W2W2</b> [24V CT Driver]
 <b>ST-75-24-W3W2</b> [24V RGB Driver]				




























RF2.4GHz Driver

 <b>SE-12-100-400-W1R</b> [12W 100-400mA]	 <b>SE-12-350-700-W1R</b> [12W 350-700mA]	 <b>SE-20-250-1000-W2R2</b> [20W 250-1000mA]	 <b>DCE-24-280-H2R</b> [18-24W 280mA]	 <b>DCE-36-280-H2R</b> [27-36W 280mA]
 <b>DCE-48-560-H2R</b> [40-48W 560mA]	 <b>DCE-54-280-H2R</b> [45-54W 280mA]	 <b>DCE-80-560-H2R</b> [72-80W 560mA]	 <b>DCE-96-560-H2R</b> [72-96W 560mA]	 <b>DCE-108-600-H2R</b> [85-108W 600mA]
 <b>ST-75-12-W1R</b> [75W 12V DIM]	 <b>ST-75-12-W2R</b> [75W 12V CT]	 <b>ST-75-12-W3R</b> [75W 12V RGB]	 <b>ST-75-24-W1R</b> [75W 24V DIM]	 <b>ST-75-24-W2R</b> [75W 24V CT]
 <b>ST-75-24-W3R</b> [75W 24V RGB]				

CATALOGUE

**DMX/RDM Controller**

DMX Master Controller

 <b>MS-WF-512</b>	 <b>LT512</b> [USB-DMX]	 <b>LT-600</b> [LED Control System]	 <b>LT-870S</b> [2.4GHz Wireless Transceiver][DMX Master Controller]	 <b>LT-800</b>
 <b>Wi-Fi-RDM01</b> [Editor]	 <b>WiFi-101-DMX4</b> [WiFi-DMX Controller]	 <b>L TSA512</b> [USB-DMX]	 <b>L TSA1024</b> [USB-DMX]	 <b>EX15</b> [Dimming]
 <b>EX2</b> [CT]	 <b>EX3</b> [RGB]	 <b>EX4</b> [RGBW]	 <b>EX4S</b> [RGBW]	 <b>EX5</b> [Dimming 4 zones]
 <b>EX6</b> [CT 4 zones]	 <b>EX8</b> [RGBW 4 zones]	 <b>EX8S</b> [RGBW 4 zones]	 <b>EXC1</b> [1CH]	 <b>EXC2</b> [2CH]
 <b>EXC3</b> [3CH]	 <b>EXC4</b> [4CH]	 <b>DX8</b> [RGBW 4 zones]	 <b>EX61</b> [Dimming]	 <b>UX5</b> [Dimming 4 zones]
 <b>UX6</b> [CT 4 zones]	 <b>UX8</b> [RGBW 4 zones]			

CATALOGUE

DMX/RDM

**DMX/RDM Controller**

DMX-PWM CV Type



DMX-PWM CV Type(Programmable)



**DMX/RDM Controller**


DMX-PWM CC Type



DMX-SPI Signal Type



DMX/RDM CV Driver



DMX/RDM

DMX/RDM

CATALOGUE

CATALOGUE


**DMX/RDM Controller**

DMX/RDM CC Driver



**DALI Series**


DALI CV Driver



DMX Signal Amplifier




DALI CC Driver



ArtNet-DMX/SPI Lighting System



6 In 1 DALI CC Driver



DMX/RDM

DALI

CATALOGUE

CATALOGUE

**DALI Series**

CV DALI Low Voltage Driver



**DIN-411-12A**  
(CV 12A × 1CH)



**LT-451-12A**  
(CV 12A×1CH + 0-10V×1CH)



**LT-401-12A**  
(CV 12A × 1CH)



**LT-404-5A**  
(CV 5A × 4CH)

DALI Bus Power



**DALI-PS-DIN**  
(15V 200mA)

DALI Master Controller



**LT-424**  
(6 in 1)



**EDA1**  
(1CH)



**EDA2**  
(2CH)



**EDA3**  
(3CH)



**EDA4**  
(4CH)



**E6-DA1**  
(1CH)



**EDT1**  
(Dimming)



**EDT2**  
(CT)



**EDT3**  
(RGB)

**0/1-10V Series**

0/1-10V CV Driver



**AD-36-12-F1P1**  
(36W 12V)



**AD-36-24-F1P1**  
(36W 24V)



**LM-75-24-G1A2**  
(75W 24V)



**LM-100-24-G1A2**  
(100W 24V)



**LM-75-12-G2A2**  
(75W 12V)



**LM-75-24-G2A2**  
(75W 24V)



**LM-100-24-G2A2**  
(100W 24V)



**LM-150-12-G1A2**  
(150W 12V)



**LM-150-24-G1A2**  
(150W 24V)

0/1-10V CC Driver



**AD-10-100-400-G1A**  
(10W 100-400mA)



**AD-10-350-700-G1A**  
(10W 350-700mA)



**SE-10-350-700-W1A**  
(10W 350-700mA)



**SE-12-100-400-W1A**  
(12W 100-400mA)



**SE-12-350-700-W1A**  
(12W 350-700mA)



**AD-15-100-700-E1A1**  
(15W 100-700mA)



**AD-15-100-700-U1P1**  
(15W 100-700mA)



**SE-20-250-1000-W2A2**  
(20W 250-1000mA)



**AD-25-150-900-E1A1**  
(25W 150-900mA)



**AD-25-150-900-U1P1**  
(25W 150-900mA)



**AD-36-200-1200-E1A1**  
(36W 200-1200mA)



**AD-36-200-1200-U1P1**  
(36W 200-1200mA)

0/1-10V CV Dimmable Driver



**DIN-711-12A**  
(CV 12A × 1CH)



**LT-701-6A**  
(CV 6A × 1CH)



**LT-701-12A**  
(CV 12A × 1CH)



**LT-704-5A**  
(CV 5A × 4CH)

0/1-10V Dimmer



**E610**  
(1-10V Dimmer)



**E610P**  
(0-10V Dimmer)



**E610-RF**  
(0-10V Dimmer)



**E1S-AD**  
(Dimming)


CATALOGUE

CATALOGUE


0-10V

**Phase cut Series**


Phase cut CV Driver



Phase cut CC Dimmable Driver



Phase cut Dimmer



CATALOGUE

Phase cut

**SPI Controller**

SPI Master Controller



SPI Signal Amplifier



**Dimming Signal Converter**



**LED Power Repeater Series**

PWM CV Power Amplifier



PWM CC Power Amplifier



CATALOGUE

SPI / Repeater  
Converter






International 86 and European standard junction box



# Super Panel

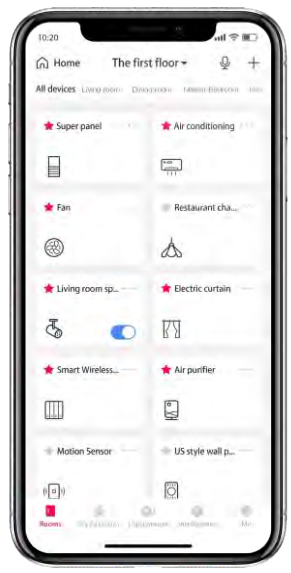
## It is all the home needs

Whole House Intelligence BLE 5.0 Mesh

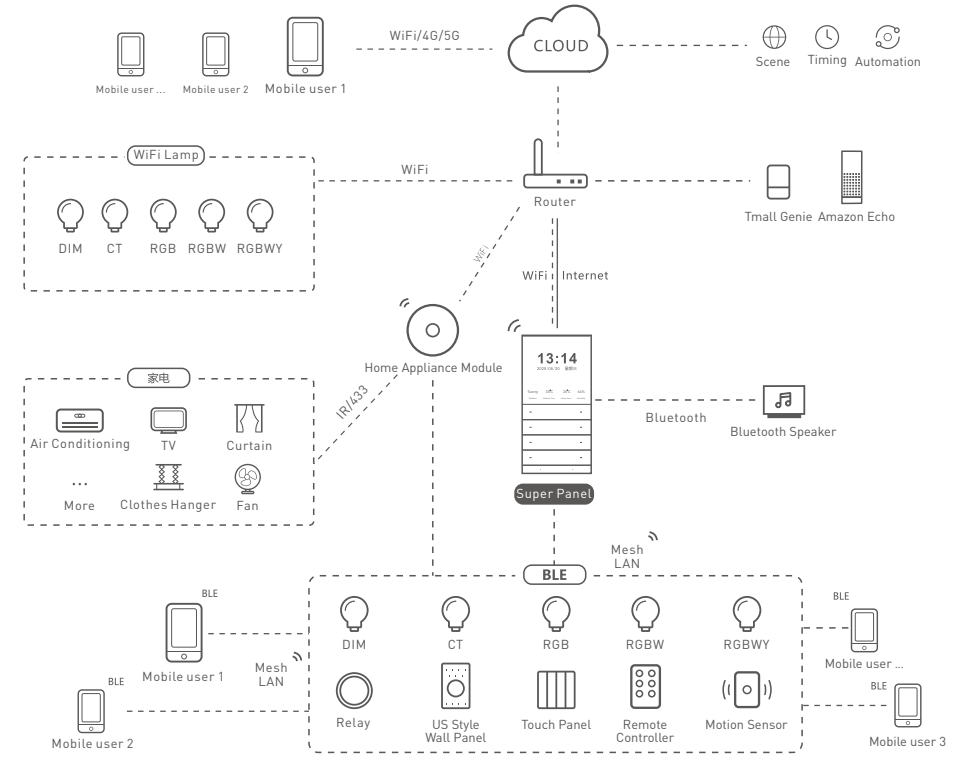


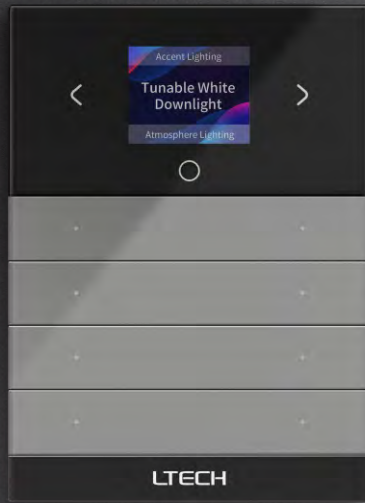
Smart Gateway · Smart Lighting · Smart Appliance

• App



• A New UI Images





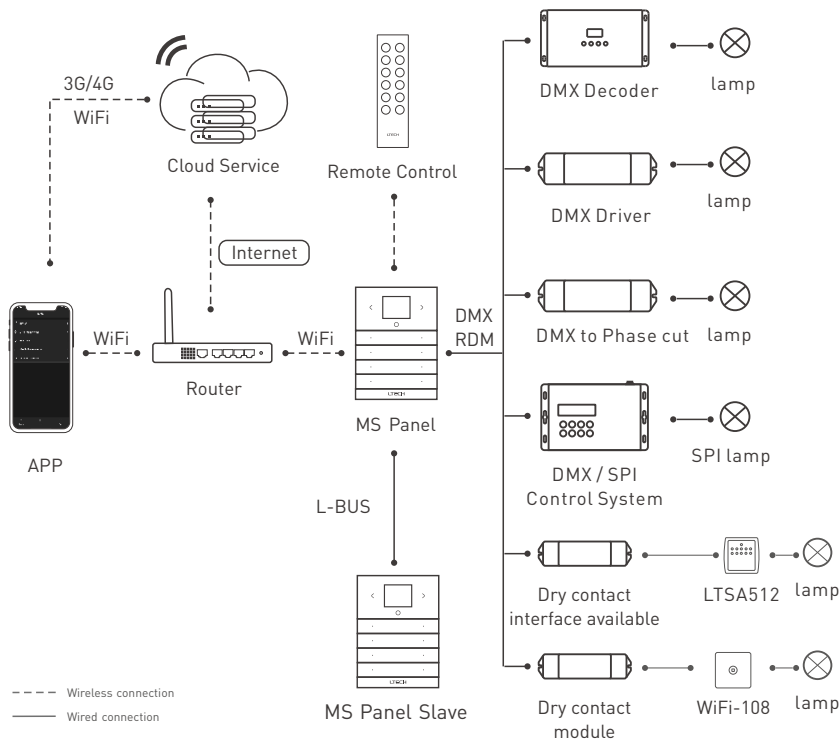
# MS Panel

New Product

# BORN FOR LIGHT

WiFi Gateway | DMX System | BLE 5.0 | Scene Panel

Demo System for Lighting Commercial Lighting Showroom



### 512 scenes

- 512CH DMX output
- Support max 512 DIY scenes
- DIM, CCT, RGB, RGBW, RGBWY, pixel light and traditional light fixture controllable
- One key triggering the complicated scene mode or working application



### Dry contact

- Other DMX master controller's dynamic scenes controllable
- More scenes control follow your heart



### 0-99 seconds scene switching

- On-off and scene switched reacting gradually
- Lights gradually on, smoothly switched, fade in and out
- Provide with healthy and comfortable light environment
- Enjoy comfortable eye vision



### Long range remote control

- Solve distance problem via cloud service
- Hardware update remotely and automatically
- Enjoy latest function without replacement
- Support DMX/RF/Blue Mesh/WiFi etc multiple protocols



### Multi signal protocol

- Suitable for different application scenarios
- More flexible, free from worry



### 300 driver accessories

- Flexible combination with more than 300 driver accessories
- No matter simple or complicated projects
- All applications demand can be met



### Touch vibration feedback

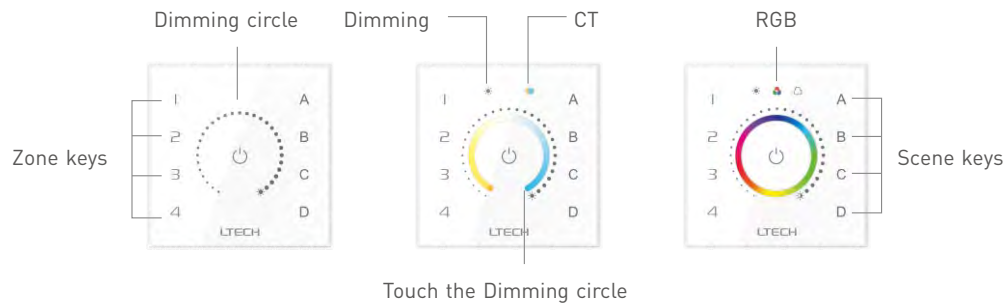
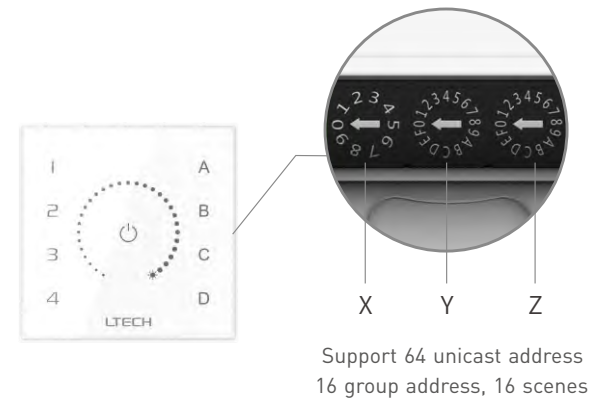
- Selected material makes fashion appearance
- Adapt to visible LCD colorful screen interface
- 8 DIY buttons
- Offer better interaction experience

# DALI DT8 Touch Panel

## DALI could be that simple



- Support DT8
- Support switch, dimming and color adjustment function, zone control is available
- Multi-scene multi-zones control



- Meet all control modes in DALI protocol
- Easy to set address
- Touch vibration

**LED CV**  
Dimmable Driver

Dimmable:  
0.1%-100%

**DALI 2**  
**DT 8**



2 size: 293×43×30mm (75/100W) 352×43×30mm (150W)

**LM Series**  
(DMX / DALI / 0-10V / Phase cut)

New Product

0.1% Depth Dimming | Flicker-free



### Material upgraded

Full protective plastic case, lighter and more secured



### Appearance optimization

slim housing



### Invention patent

Adjustable fuselage in length to optimize space utilization



### Easy installation

Tightly pressed crimping plate, free in screws on switch



### Protection mechanism

Over-heat / Over voltage / Over load / Short circuit protection, recover automatically

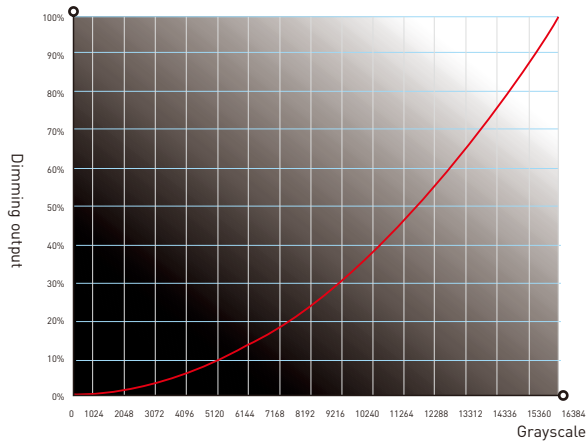
Model	Signal	Control Mode	Efficiency	Power Factor	Max. Output Power	Model	Signal	Control Mode	Efficiency	Power Factor	Max. Output Power
LM-100-24-G1M2	DMX 512	DIM	> 93%	0.98	100W	LM-75-12-G1A2	0-10V	DIM	> 91%	0.97	75W
LM-150-12-G1M2	DMX 512	DIM	> 91%	0.99	150W	LM-75-24-G1A2	0-10V	DIM	> 91%	0.97	75W
LM-150-24-G1M2	DMX 512	DIM	> 93%	0.99	150W	LM-100-24-G1A2	0-10V	DIM	> 93%	0.98	100W
LM-75-12-G2M2	DMX 512	CT	> 91%	0.97	75W	LM-150-12-G1A2	0-10V	DIM	> 91%	0.99	150W
LM-75-24-G2M2	DMX 512	CT	> 92%	0.97	75W	LM-150-24-G1A2	0-10V	DIM	> 93%	0.99	150W
LM-100-24-G2M2	DMX 512	CT	> 93%	0.98	100W	LM-75-12-G2A2	0-10V	CT	> 91%	0.97	75W
LM-150-12-G2M2	DMX 512	CT	> 91%	0.99	150W	LM-75-24-G2A2	0-10V	CT	> 92%	0.97	75W
LM-150-24-G2M2	DMX 512	CT	> 93%	0.99	150W	LM-100-24-G2A2	0-10V	CT	> 93%	0.98	100W
LM-150-12-G1D2	DALI 2	DIM	> 91%	0.99	150W	LM-150-12-G2A2	0-10V	CT	> 91%	0.99	150W
LM-150-24-G1D2	DALI 2	DIM	> 93%	0.99	150W	LM-150-24-G2A2	0-10V	CT	> 93%	0.99	150W
LM-75-12-G2D2	DALI	CT	> 91%	0.97	75W	LM-75-12-G1T2	Phase cut	DIM	> 87%	0.98	75W
LM-75-24-G2D2	DALI	CT	> 92%	0.97	75W	LM-75-24-G1T2	Phase cut	DIM	> 88%	0.98	75W
LM-100-24-G2D2	DALI	CT	> 93%	0.98	100W	LM-75-12-G2T2	Phase cut	CT	> 87%	0.98	75W
LM-150-12-G2D2	DALI	CT	> 91%	0.99	150W	LM-75-24-G2T2	Phase cut	CT	> 88%	0.98	75W
LM-150-24-G2D2	DALI	CT	> 93%		150W						

LED Intelligent Dimmable Driver

# T-PWM™

Super depth dimming technology

Flicker-free | 0.01% Depth Dimming | Soft & Comfortable



- 0.01%–100% full dimming range.
- Full digital circuit design, built-in high-performance MCU.
- T-PWM dimming technology, smooth and flicker-free.

6 series for optional



DMX 512 / DALI / 0-10V

# LED Intelligent Driver

New Product



## T-PWM

Super depth dimming technology

Flicker-free | 0.01% Depth Dimming | Soft & Comfortable

5 years warranty (Rubycon capacitor)

Wide voltage output Multiple currents selection

10W				12W				12W			
I(out)	V(out)	1	2 3	I(out)	V(out)	1	2 3	I(out)	V(out)	1	2 3
350mA	2-12V	↓	↓	350mA	10-24V	↓	↓	100mA	10-42V	↓	↓
400mA	2-12V	↓	↓	400mA	10-24V	↓	↓	150mA	10-42V	↓	↓
450mA	2-12V	↓	↓	450mA	10-24V	↓	↓	200mA	10-42V	↓	↓
500mA	2-12V	↓	↓	500mA	10-24V	↓	↓	250mA	10-42V	↓	↓
550mA	2-12V	↓	↓	550mA	10-22V	↓	↓	300mA	10-40V	↓	↓
600mA	2-12V	↓	↓	600mA	10-20V	↓	↓	350mA	10-34V	↓	↓
650mA	2-12V	↓	↓	650mA	10-18.5V	↓	↓	400mA	10-30V	↓	↓
700mA	2-12V	↓	↓	700mA	10-17V	↓	↓				

# L-BUS<sup>®</sup>

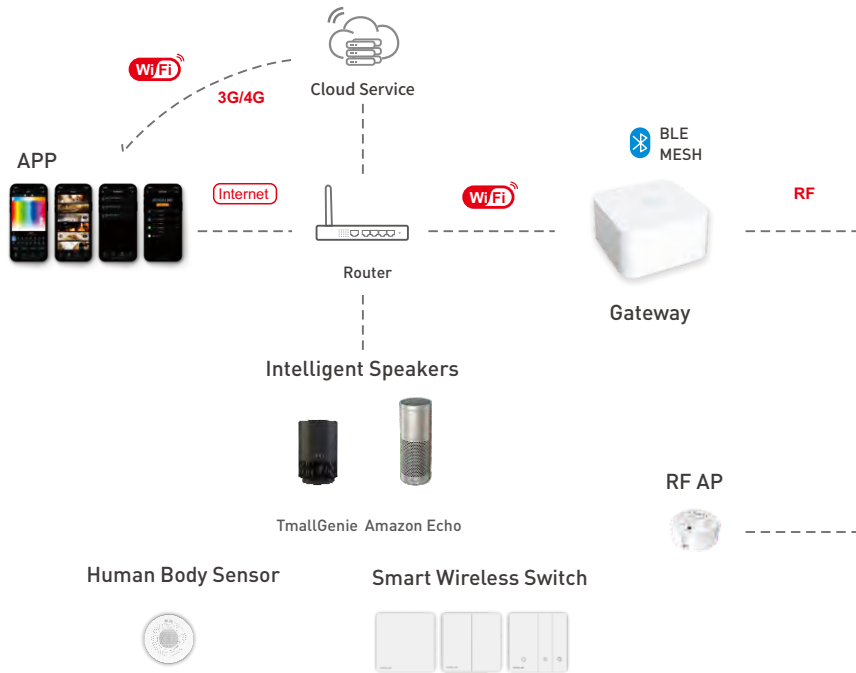
## Lighting Control System

Integrate with variety of mainstream lighting protocols  
Hundreds of combinations and solutions

New Product

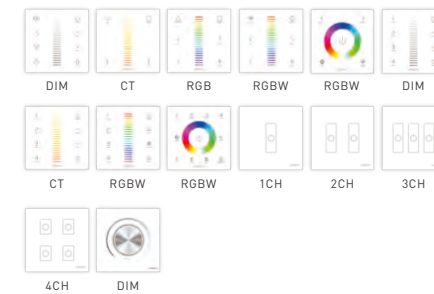


### Remote Control

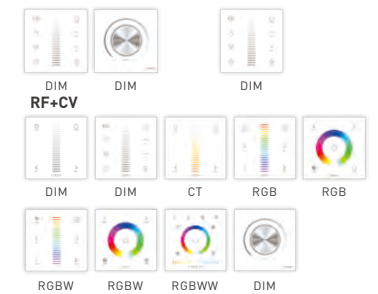


### Touch Panel

#### RF+DMX512



#### RF+0-10V, 10V PWM




### Wireless Intelligent Driver




### Wireless Module

#### RF Module



#### BLE MESH Module



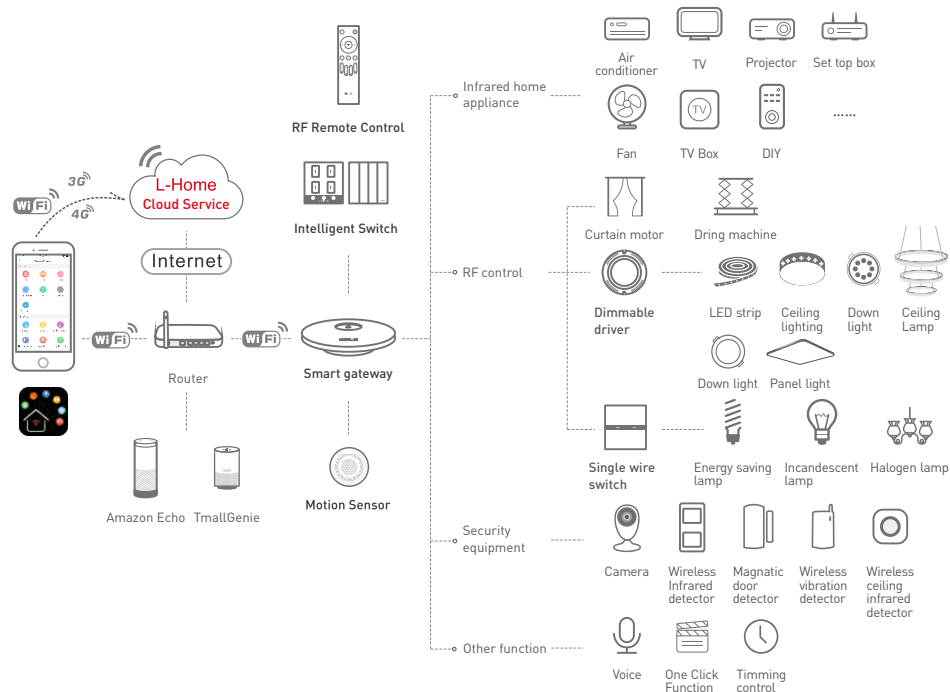
Wireless connection

Wired connection


# L-Home Smart Home



New Product




### Smart gateway



- ✓ Working with several intelligent devices.
- ✓ Multiple in 1 Communication Technology. (Support WiFi, RF, 2.4GHz, IR/433MHz/IR wireless control)
- ✓ Local/Long-distance control.
- ✓ Online Update.

### Dimmable Driver

[24W/36W/48W/54W/80W/96W/108W]




- ✓ Wireless RF 2.4Ghz Communication
- ✓ Stepless dimming technology, Non-Flicking
- ✓ Remote, Dimming Touch Panel, Mobile Control
- ✓ Timing
- ✓ Several Power Types for option

### Smart Wireless Switch



- ✓ Built-in battery, stick anywhere you want.
- ✓ ON/OFF & Brightness of XiaoLei matched lighting can be controlled independently.
- ✓ Multiway Switch

### RF Remote Control




- ✓ Communicate with the touch panel through wireless communication technology.
- ✓ Control one or more switch panels.

### Smart Wall Switch (1-4CH)



- ✓ Capacitance-type touch sensitive.
- ✓ Smooth and sensitive.
- ✓ 50ms instant response.
- ✓ Lights on at a touch.
- ✓ Multiple zones switch.
- ✓ Scenes can be saved.

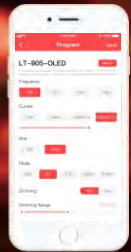
### Motion Sensor



- ✓ Adopt RF wireless communication protocol for multiple zones control.
- ✓ Workable with all XiaoLei smart led drivers.
- ✓ Stick at anywhere; Catch body moving precisely.
- ✓ Automatically control, no need control lights manually.

# 1-32 CHANNELS DECODER DMX512

RDM management, can achieve remote programming operations, such as remote parameter browsing and setting, DMX address modification, device identification, firmware upgrade, etc.



FC cRU US  
UL Certified Product

New Product



## 1 App remote for changing address

RDM management, can achieve remote programming operations, such as remote parameter browsing and setting, DMX address modification, device identification, firmware upgrade, etc.. Avoid any trouble while installation setting.



## 2 OLED display screen

Visual data, simple selection.

DMX: 001 Hz: High  
Mode: RGBW 16bit  
Curve: Linear  
TOOL&v TEST&v

## 3 8 bit/16 bit

(256/65536 levels)



## 5 Photoelectric isolation technology

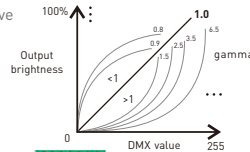
Prevent the machine from damage, provide more safe operation.

OLED

## 6 Short circuit/Over current/Over-heat protection

## 7 Dimming curve: 0.1~9.9

Multiple dimming curve for options.



## 1 Digital Display

Easy operation with digital display and the touch buttons.



Digital

## 2 8 bit/16 bit

(256/65536 levels)

## 4 4 DMX interfaces

To be more easier and simple with multi-interfaces. It is absolutely of great convenience for users no matter about its materials and wiring layout.

## 3 Short circuit / Overload protection



3-pin XLR 5-pin XLR RJ45 Green terminals

## 4 4 DMX interfaces

To be more easier and simple with multi-interfaces. It is absolutely of great convenience for users no matter about its materials and wiring layout.



3-pin XLR 5-pin XLR RJ45 Green terminals



3CH LT-903 4CH LT-904



5CH LT-905-OLED 5CH LT-995-OLED 12CH LT-912-OLED 16CH LT-916-OLED 24CH LT-924-OLED 32CH LT-932-OLED



5CH LT-905 5CH LT-995 12CH LT-912 16CH LT-916 24CH LT-924 32CH LT-932





# L-BUS<sup>®</sup> Lighting Control System



## L-BUS Lighting Control System WiFi Controller

### Product Features

- Work with 4 types of LED lights, suitable for various lighting applications.
- Support WiFi control through iOS and Android smart devices.
- Connect directly or through a wireless router.
- 2.4GHz based.
- 12 zones control.
- RGB/RGBW lighting programmable.
- Support scene-saving and playback.



Model	Communication Standard	Input Voltage	Max. Current Load	Max. Output Power	Control Distance:
WiFi-106+F12	2.4GHz Wi-Fi, 802.11b/g/n	12-24Vdc	4A*4CH	384W	Max. 100m

Output Control	Color Changing Mode	Scene Mode	Certification	Dimension(mm)	G.W. (g)
Dimming, CT, RGB, RGBW	12 fixed, 12 DIY	5 Interfaces , 8 scenes	FC CE RoHS	128*73*45	390



Model	Communication Standard	Input Voltage	Output Control	Scene Mode
WiFi-108	2.4GHz Wi-Fi, 802.11b/g/n, 2.4GHz RF	5Vdc	Dimming, CT, RGB, RGBW, RGBWY	16 scenes

Color Changing Mode	Expand interface	Certification	Dimension (mm)	G.W. (g)
16 editable normal modes 4 advanced programming mode	Dry contact, RS485, L-bus protocol.	FC CE RoHS	90*90*55	380

## L-BUS Lighting Control System RF Relay



Model	Input Voltage	Wireless Distance	Wireless Signal	Certification	Dimension(mm)	G.W. (g)
EBOX-AP	5-24Vdc	30m	RF 2.4GHz	FC CE RoHS	55*55*21	70

## Wireless Module L-BUS Lighting Control System



Model	Input Voltage	Output	Wireless Signal	Certification	Dimension(mm)	G.W. (g)
EBOX-DMX	5-24Vdc	DMX512	RF 2.4GHz	FC CE RoHS	55*55*21	70
EBOX-AD	5-24Vdc	0-10V	RF 2.4GHz	FC CE RoHS	55*55*21	70
EBOX-TD	100-240Vdc	Traic	RF 2.4GHz	FC CE RoHS	55*55*21	70

## RF + DMX512 Panel L-BUS Lighting Control System

### Product Features

- 2.4GHz
- More sensitive touch control.
- DMX512 output optional.
- Same light fixture can be controlled through multiple panels.



Model	Picture	Input Voltage	Output Signal	Control Mode	CH	Switch Box Style	Certification	G.W. (g)
EXC1	1	100 ~ 240Vac	RF 2.4G, DMX512	Dimming	1	European 86*86	FC CE RoHS	225
EXC2	2	100 ~ 240Vac	RF 2.4G, DMX512	Dimming	2	European 86*86	FC CE RoHS	225
EXC3	3	100 ~ 240Vac	RF 2.4G, DMX512	Dimming	3	European 86*86	FC CE RoHS	225
EXC4	4	100 ~ 240Vac	RF 2.4G, DMX512	Dimming	4	European 86*86	FC CE RoHS	225
EX61	5	100-240Vac	RF 2.4G, DMX512	Dimming	-	European 86*86	FC CE RoHS	235

Dimension(mm):  
Picture 1-4:86\*86\*36      Picture 5:86\*86\*50

## L-BUS Lighting Control System RF + DMX512 Panel

### Product Features

- 2.4GHz
- DMX512 output optional.
- More sensitive touch control.
- Support multi-zones control.
- Support scene-saving function.
- Same light fixture can be controlled through multiple panels.
- Touch buttons with LED indicator light.
- F series remote options.
- Base plate for 86\*86 and European style installation.
- Static and dynamic effects work in sync wirelessly.
- Innovative T-PWM dimming technology, almost perfect dimming and color adjustment performance.




Model	Picture	Input Voltage	Output Signal	Control Mode	Zone	Switch Box Style	Certification	G.W. (g)
EX1S	1	100~240Vac	RF 2.4G, DMX512	Dimming	1	European 86*86	FC CE RoHS	225
EX2	2	100~240Vac	RF 2.4G, DMX512	CT	1	European 86*86	FC CE RoHS	225
EX3	3	100~240Vac	RF 2.4G, DMX512	RGB	1	European 86*86	FC CE RoHS	225
EX4	4	100~240Vac	RF 2.4G, DMX512	RGBW	1	European 86*86	FC CE RoHS	225
EX4S	5	100~240Vac	RF 2.4G, DMX512	RGBW	1	European 86*86	FC CE RoHS	225
EX5	6	100~240Vac	RF 2.4G, DMX512	Dimming	4	European 86*86	FC CE RoHS	225
EX6	7	100~240Vac	RF 2.4G, DMX512	CT	4	European 86*86	FC CE RoHS	225
EX8	8	100~240Vac	RF 2.4G, DMX512	RGBW	4	European 86*86	FC CE RoHS	225
EX8S	9	100~240Vac	RF 2.4G, DMX512	RGBW	4	European 86*86	FC CE RoHS	225

Dimension(mm):86\*86\*36

## RF+Power Mode L-BUS Lighting Control System

### Product Features

- SELV
- High-precision touch control.
- LED luminous light in confidence.
- Touch color ring design, more convenient for dimming, color temperature and multi-color changing.
- The function of scene save and playback.



Model	Picture	Input Voltage	Output	Max. Load Power	Wireless	Control Mode	Switch Box Style	Certification	G.W. (g)
E1	1	12~24Vdc	4A×2CH	192W	RF 2.4GHz	Dimming	European 86*86	FC CE RoHS	225
E2	2	12~24Vdc	4A×2CH	192W	RF 2.4GHz	CT	European 86*86	FC CE RoHS	225
E3	3	12~24Vdc	4A×3CH	288W	RF 2.4GHz	RGB	European 86*86	FC CE RoHS	225
E3S	4	12~24Vdc	4A×3CH	288W	RF 2.4GHz	RGB	European 86*86	FC CE RoHS	225
E4	5	12~24Vdc	3A×4CH	296W	RF 2.4GHz	RGBW	European 86*86	FC CE RoHS	225
E4S	6	12~24Vdc	3A×4CH	296W	RF 2.4GHz	RGBW	European 86*86	FC CE RoHS	225
E5S	7	12~24Vdc	3A×5CH	360W	RF 2.4GHz	RGBWW	European 86*86	FC CE RoHS	225
E61	8	12~24Vdc	6A×1CH	144W	RF 2.4GHz	Dimming	86*86	FC CE RoHS	220

Dimension(mm):

Picture 1-7:86\*86\*36

Picture 8:86\*86\*50

## RF+Trailing edge (ELV) L-BUS Lighting Control System



Model	Input Voltage	Output	Wireless	Control Mode	Switch Box Style	Certification	G.W. (g)
E1S-TD	100~240Vac	1A	RF 2.4GHz, Trailing edge (ELV)	Dimming	European 86*86	CE RoHS	225

Dimension(mm):86\*86\*36

## L-BUS Lighting Control System RF+0-10V, 10V PWM



Model	Picture	Input Voltage	Wireless	Control Mode	Switch Box Style	Certification	G.W. (g)
E1S-AD	1	100~240Vac	RF 2.4GHz,0-10V, 10V PWM	Dimming	European 86*86	FC CE RoHS	225
E610-RF	2	100~240Vac	RF 2.4GHz,0-10V	Dimming	European 86*86	FC CE RoHS	220

Dimension(mm): Picture 1:86\*86\*36 Picture 2:86\*86\*50

## L-BUS Lighting Control System Wireless Receiver



Model	Input Voltage	Output Voltage	Max. Current Load	Max. Output Power	Certification	Dimension (mm)	G.W. (g)
F4-CC	12-48Vdc	3-46Vdc	CC 350/700/1050mA*4CH	Max. 193.2W	FC CE RoHS	175*44*30	165



Model	Picture	Input Voltage	Max. Current Load	Max. Output Power	Certification	Dimension (mm)	G.W. (g)
F4-3A	1	5-24Vdc	3A*4CH	288W	FC CE RoHS	125*33*20	60
F4-5A	2	5-24Vdc	5A*4CH	480W	FC CE RoHS	175*44*30	150




Model	Picture	Input Voltage	Max. Current Load	Max. Output Power	Certification	Dimension (mm)	G.W. (g)
F4-DMX-5A	1	5-24Vdc	5A*4CH	Max. 480W	FC CE RoHS	175*44*30	165
F5-DMX-4A	2	5-24Vdc	4A*5CH/ 5A*4CH	Max. 480W	FC CE RoHS	175*44*30	165

## Remote LED Controller L-BUS Lighting Control System

### Product Features

- 12 keys remote control.
- 2.4G, RF wireless remote control.
- Work with F4-3A/F4-5A/F4-CC/F4-DMX-5A/F5-DMX-4A controllers to control LED fixtures.
- EX series wall panels optional.

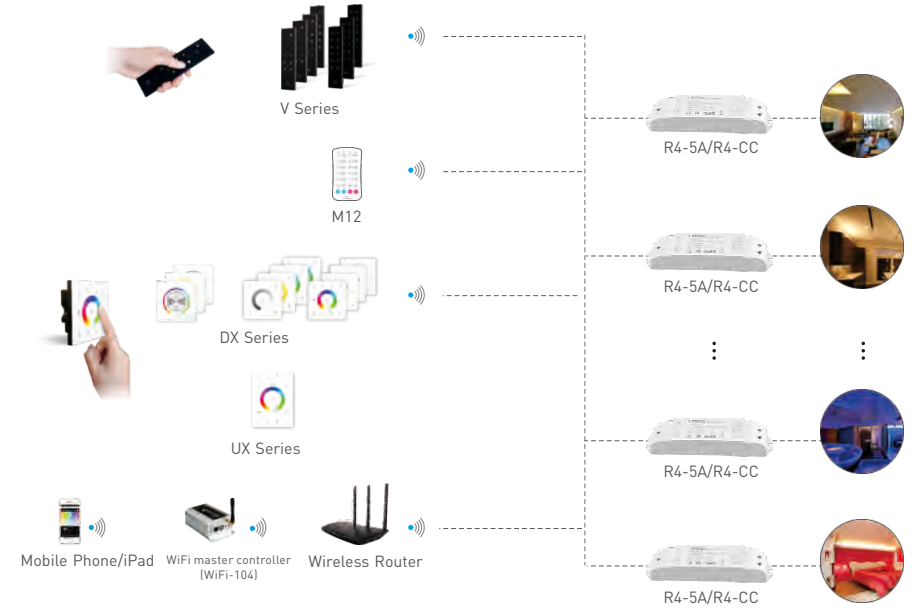


Model	Picture	Working Voltage	Battery	Working Frequency	Control Mode	Zone	Certification	G.W. (g)
F1	1	3Vdc	CR2032	2.4GHz	Dimming	1	FC CE RoHS	85
F2	2	3Vdc	CR2032	2.4GHz	CT	1	FC CE RoHS	85
F4	3	3Vdc	CR2032	2.4GHz	RGBW	1	FC CE RoHS	85
F5	4	3Vdc	CR2032	2.4GHz	Dimming	4	FC CE RoHS	85
F6	5	3Vdc	CR2032	2.4GHz	CT	4	FC CE RoHS	85
F8	6	3Vdc	CR2032	2.4GHz	RGBW	4	FC CE RoHS	85
Q1	7	3Vdc	Lithium battery	2.4GHz	Dimming	4	CE RoHS	85
Q2	8	3Vdc	Lithium battery	2.4GHz	Dimming/CT	4	CE RoHS	85
Q4	9	3Vdc	Lithium battery	2.4GHz	Dimming/RGBW	4	CE RoHS	85
Q5	10	3Vdc	Lithium battery	2.4GHz	CT/RGB/RGBWW	4	CE RoHS	85

Dimension(mm): Picture 1-6:145\*40\*12 Picture 7-10:162\*42\*15



# WiFi/RF Control System(DX)



## DMX512 signal output:

1. Touch panel control
2. + + Router WiFi master controller (WiFi-104)

## Wireless control:

1. + Touch panel control Wireless receiver
2. + + Touch panel control Wireless remote control Wireless receiver
3. + + + Touch panel control Router WiFi master controller (WiFi-104) Wireless receiver
4. + + + + Touch panel control Router WiFi master controller (WiFi-104) Wireless remote control Wireless receiver

## WiFi/RF Control System(DX)

### WiFi Controller

#### Product Features

- Work with 4 types of LED lights, suitable for various lighting applications.
- Support WiFi control through iOS and Android smart devices.
- Connect directly or through a wireless router.
- 2.4GHz based.
- 12 zones control.
- RGB/RGBW lighting programmable.
- Support scene-saving and playback.



Model	Communication Standard	Input Voltage	Max. Current Load
WiFi-104 + M12	2.4GHz Wi-Fi, 802.11b/g/n	12~24Vdc	4A*4CH
Max. Output Power	Output Control	Control Distance:	Color Changing Mode
384W	Dimming, CT, RGB, RGBW	Max. 100m	12 fixed, 12 DIY
Scene Mode	Certification	Dimension(mm)	G.W. (g)
5 working modes, 4 scenes of each	<b>FC CE RoHS</b>	128×73×45	390



## RF+DMX512 Touch Panel

## WiFi/RF Control System(DX)

#### Product Features

- 2.4GHz
- DMX512 output optional.
- More sensitive touch control.
- Support multi-zone control.
- Support multiple control through multiple panels.



Model	Input Voltage	Output Signal	Control Mode	Zone	Switch Box Style	Certification	Dimension (mm)	G.W. (g)
DX8	100~240Vac	RF 2.4G, DMX512	RGBW	4	86*86	<b>FC CE RoHS</b>	86*86*36	225



# WiFi/RF Control System(DX) RF+DMX512 Touch Panel

## Product Features

- 2.4GHz
- DMX512 output optional.
- More sensitive touch control.
- Support multi-zone control.
- Support multiple control through multiple panels.
- Innovative T-PWM dimming technology, almost perfect dimming and color adjustment performance.



Model	Picture	Input Voltage	Output Signal	Control Mode	Zone	Switch Box Style	Certification	G.W. (g)
UX5	1	5Vdc, 0.5A-1A	RF 2.4G, DMX512	Dimming	4	USA, 86*86 European	FC CE RoHS	370
UX6	2	5Vdc, 0.5A-1A	RF 2.4G, DMX512	CT	4	USA, 86*86 European	FC CE RoHS	370
UX8	3	5Vdc, 0.5A-1A	RF 2.4G, DMX512	RGBW	4	USA, 86*86 European	FC CE RoHS	370

Dimension(mm):146\*106\*18



# Wireless Receiver WiFi/RF Control System(DX)



Model	Input Voltage	Max. Current Load	Max. Output Power	Certification	Dimension (mm)	G.W. (g)
R4-5A	5-24Vdc	5A*4CH	480W	FC CE RoHS	175*44*30	150



Model	Input Voltage	Output Voltage	Max. Current Load	Max. Output Power	Certification	Dimension (mm)	G.W. (g)
R4-CC	12-48Vdc	3-46Vdc	CC 350/700/1050mA*4CH	Max. 193.2W	FC CE RoHS	175*44*30	165





# L-Home Smart Home

## Smart gateway L-Home Smart Home

### Product Features

- With 8000+ online infrared code database, it can update automatically regularly and is compatible with up to 95% infrared-control appliances in the market
- Support WiFi, RF 2.4GHz, RF 433MHz wireless protocol
- Support real-time remote control via LAN or WiFi, 3G/4G mobile network



Model	Input Voltage	Infrared Frequency	Network type	RF Frequency	Certification	G.W. (g)
IR-WF-B	5Vdc == 1A	38KHz	WiFi 2.4GHz , IEEE 802.11 b/g/n	2.4GHz , 433MHz	CE RoHS	235
GW-WF-PRO	5Vdc == 1A	38KHz	WiFi 2.4GHz , IEEE 802.11 b/g/n	2.4GHz , 433MHz	CE RoHS	235

Dimension(mm): 109\*109\*25

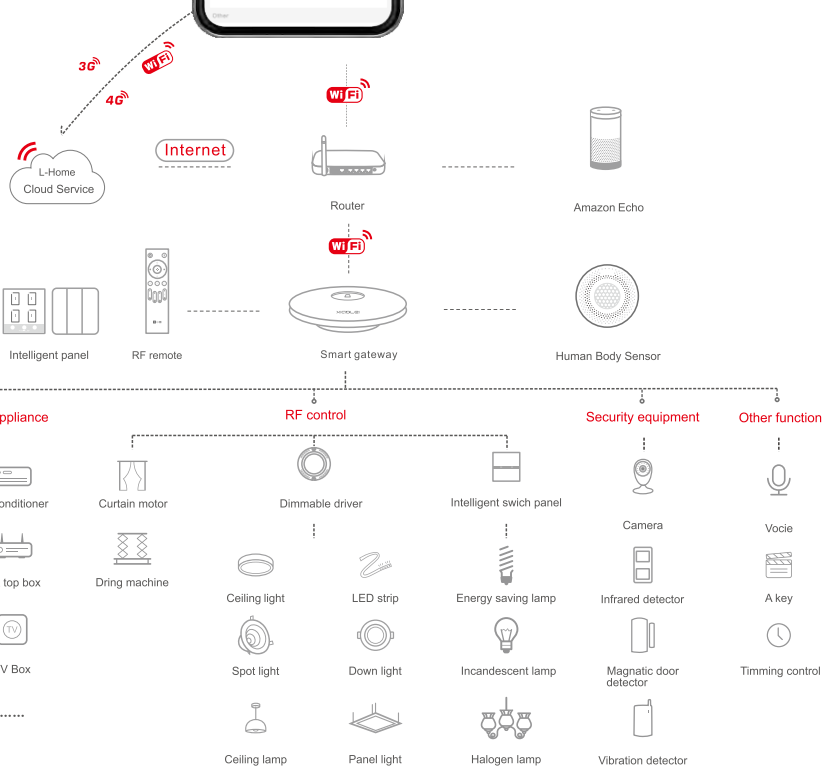
## Motion Sensor L-Home Smart Home

### Product Features

- Adopt RF wireless communication protocol for multiple zones control.
- Workable with all Xiaolei smart led drivers.
- Stick at anywhere; Catch body moving precisely.
- Automatically control, no need control lights manually.



Model	Working Voltage	Wireless type	Detecting distance	Detecting angle	Certification	Dimension (mm)	G.W. (g)
HS-WL-A	3.6Vdc	RF 2.4GHz	6m	120°	FC CE RoHS	95*95*25	76.6





## L-Home Smart Home Intelligent Switch

### Product Features

- Adopts wireless communication protocol and L/N power supply
- Achieving distance control, lighting timing, multi equipments ganged control etc.



Model	Picture	Input Voltage	Load range	Certification	Dimension (mm)	G.W. (g)
TK-RF01-A	1	100-240Vac	200W	FC CE RoHS	86*86*36	225
TK-RF02-A	2	100-240Vac	200W	FC CE RoHS	86*86*36	225
TK-RF03-A	3	100-240Vac	200W	FC CE RoHS	86*86*36	225
TK-RF04-A	4	100-240Vac	200W	FC CE RoHS	86*86*36	225

### Product Features

- Adopting RF wireless protocol and with built-in battery
- Matching with smart gateway, it enables control lamp switching, brightness adjustment



Model	Picture	Working voltage	Wireless type	Certification	Dimension (mm)	G.W. (g)
PS-RF01B	1	3Vdc	RF 2.4GHz	FC CE RoHS	86*86*13	100
PS-RF02B	2	3Vdc	RF 2.4GHz	FC CE RoHS	86*86*13	100
PS-RF03B	3	3Vdc	RF 2.4GHz	FC CE RoHS	86*86*13	100
PS-RF04B	4	3Vdc	RF 2.4GHz	FC CE RoHS	86*86*13	100

## L-Home Smart Home RF Remote Control



Model	Picture	Working voltage	Certification	Dimension (mm)	G.W. (g)
RC4-RF-B	3Vdc	RF 2.4GHz	FC CE RoHS	40*150*13	100

## CT Driver L-Home Smart Home

### Product Features

- Stepless dimming, flicker free and achieve high frequency exemption assessment level.
- Supporting multi control methods to different application



Model	Picture	Wireless type	Input voltage	Output Current	Certification	Rated Power	Dimension (mm)
SE-12-100-400-W1R	9	RF 2.4GHz	200-240V	100-400mA	CE RoHS CB	1W-12W	135*30*20
SE-12-350-700-W1R	9	RF 2.4GHz	200-240V	350-700mA	CE RoHS CB	3.5W-12W	135*30*20
LT-24E280RF01-PA	1	-	200-240V	280mA	-	24W	79*79*27
LT-36E280RF01-PA	2	-	200-240V	280mA	-	36W	79*79*27
LT-24E280RF02-PA	1	-	200-240V	280mA	-	24W	79*79*27
LT-36E280RF02-PA	2	-	200-240V	280mA	-	36W	79*79*27
DCE-24-280-H2R	3	RF 2.4GHz	200-240Vac, 280-340Vdc	280mA	FC CE RoHS	18W-24W	111*42*24
DCE-36-280-H2R	4	RF 2.4GHz	200-240Vac, 280-340Vdc	280mA	FC CE RoHS	27W-36W	111*42*24
DCE-48-560-H2R	5	RF 2.4GHz	200-240Vac, 280-340Vdc	560mA	FC CE RoHS	40W-48W	132*45*24
DCE-54-280-H2R	6	RF 2.4GHz	200-240Vac, 280-340Vdc	280mA	CE RoHS	45W-54W	164*46*27
DCE-80-560-H2R	6	RF 2.4GHz	200-240Vac, 280-340Vdc	560mA	CE RoHS	72W-80W	164*46*27
DCE-96-560-H2R	7	RF 2.4GHz	200-240Vac, 280-340Vdc	540mA	CE RoHS	72W-96W	265*41*27
DCE-108-600-H2R	8	RF 2.4GHz	200-240Vac, 280-340Vdc	540mA	FC CE RoHS	85W-108W	265*41*27

## Intelligent Driver L-Home Smart Home



Model	Wireless type	Input voltage	Output voltage	Rated Power	Type	Certification	Dimension (mm)	G.W. (g)
ST-75-12-W1R	RF 2.4GHz	100-240	12Vdc	60W	Dimming	CE RoHS CB FC	143*58*32	260
ST-75-12-W2R	RF 2.4GHz	100-240	12Vdc	60W	CT	CE RoHS CB FC	143*58*32	260
ST-75-12-W3R	RF 2.4GHz	100-240	12Vdc	60W	RGB	CE RoHS CB FC	143*58*32	260
ST-75-24-W1R	RF 2.4GHz	100-240	24Vdc	75W	Dimming	CE RoHS CB FC	143*58*32	260
ST-75-24-W2R	RF 2.4GHz	100-240	24Vdc	75W	CT	CE RoHS CB FC	143*58*32	260
ST-75-24-W3R	RF 2.4GHz	100-240	24Vdc	75W	RGB	CE RoHS CB FC	143*58*32	260


Product Features

- Long-range control, support 3G/4G, WLAN.
- Timing function and music control.
- DIY modes.
- LED strips length can be customized and increased without limit.



Wireless Type: 2.4GHz Wi-Fi, 802.11b/g/n

Model	Input Voltage	LED Strip	Strip Power	Color	Certification	Package Size (mm)	G.W. (g)
WF60RGB-5M	100-240Vac	5M, 60 chips/M	57.6W	16 million	FC CE RoHS	200*200*56	750



Wireless Type: 2.4GHz Wi-Fi, 802.11b/g/n

Model	Input Voltage	LED Strip	Strip Power	Color	Package Size (mm)	G.W. (g)
WFRGB-10M	100-240Vac	10M	70W	16 million	274*274*56	1300



WiFi/RF Products

## WiFi/RF Products Wireless Sync Controller

### Product Features

- Work with dimming, RGB, RGBW LED fixtures.
- Support sync control and zone control.
- Support customized scenes and programming.
- Combination of touch control and number keys allows more convenient use.
- Wireless synchronization and zone control.
- Remote control charging through USB cable.
- Work with T3-5A, T3-CV, T4-CV and T4-CC wireless receivers.



Model	Picture	Charging Voltage	Battery	Battery Capacity	Working Frequency	Mode	Zone	Certification	G.W. (g)
T1	1	5Vdc	Lithium	1000mAh	2.4GHz	Dimming	8	FC CE RoHS	235
T3	2	5Vdc	Lithium	1000mAh	2.4GHz	RGB	1	FC CE RoHS	225
T3M	3	5Vdc	Lithium	1000mAh	2.4GHz	RGB	10	FC CE RoHS	225
T4	4	5Vdc	Lithium	1000mAh	2.4GHz	RGBW	8	FC CE RoHS	210

Dimension(mm):145\*55\*22



Model	Picture	Compatible Remote	Input Voltage	Max. Current Load	Max. Output Power	Certification	Dimension (mm)	G.W. (g)
T3-CV	1	T1/T3/T3M	5-24Vdc	6A*3CH	432W	FC CE RoHS	175*44*30	140
T3-5A	2	T3/T3M	12-24Vdc	5A*3CH	360W	FC CE RoHS	211*40*30	165
T4-CV	1	T4	5-24Vdc	5A*4CH	480W	FC CE RoHS	175*44*30	150

## Mini Series WiFi/RF Products

### Product Features

- One receiver can work with 8 types of remote controls. Dimming, CT, RGB and RGBW compatible.
- 433MHz signal has strong penetration and stableness. Remote control distance up to 30 meters.
- The Mini series remote controls are well-formed and elegant.
- Control through touch and buttons. With both selectivity and functionality.
- Well-formed blister packaging, easy to take.



Working Frequency: 433.92MHz

Model	Picture	Remote	Receiver	Mode	Input Voltage	Max. Current Load	Max. Output Power	Certification	G.W. (g)
M1 & M3-3A	1	M1	M3-3A	Dimming	12-24Vdc	3A*3CH	216W	FC CE RoHS	140
M2 & M3-3A	2	M2	M3-3A	CT	12-24Vdc	3A*3CH	216W	FC CE RoHS	140
M3 & M3-3A	3	M3	M3-3A	RGB	12-24Vdc	3A*3CH	216W	FC CE RoHS	140
M5 & M3-3A	4	M5	M3-3A	CT	12-24Vdc	3A*3CH	216W	FC CE RoHS	140
M6 & M3-3A	5	M6	M3-3A	RGB	12-24Vdc	3A*3CH	216W	FC CE RoHS	140
M7 & M3-3A	6	M7	M3-3A	RGB	12-24Vdc	3A*3CH	216W	FC CE RoHS	140
M4 & M4-3A	7	M4	M4-3A	RGBW	12-24Vdc	3A*4CH	288W	FC CE RoHS	140
M8 & M4-3A	8	M8	M4-3A	RGBW	12-24Vdc	3A*4CH	288W	FC CE RoHS	140

Package Size(mm):200\*130\*22

Model	Picture	Remote	Receiver	Mode	Input Voltage	Pixel	Certification	G.W. (g)
SPI-16S & M16S	9	M16S	SPI-16S	RGB	5-24Vdc	1020	FC CE RoHS	135

Package Size(mm):135\*30\*20

# WiFi/RF Products M Series

## Product Features

- One receiver can work with 8 types of remote controls. Dimming, CT, RGB and RGBW compatible.
- Control through touch or buttons. With both selectivity and functionality.
- 433MHz signal has strong penetration and is stable. Remote control distance up to 30 meters.
- Well-formed blister packaging, easy to take.
- Upgraded of mini series, can control more LED fixtures.



Working Frequency: 433.92MHz

Model	Picture	Remote	Receiver	Mode	Input Voltage	Max. Current Load	Max. Output Power	Certification	G.W. (g)
M1 & M4-5A	1	M1	M4-5A	Dimming	12-24Vdc	5A×4CH	480W	FC CE RoHS	230
M2 & M4-5A	2	M2	M4-5A	CT	12-24Vdc	5A×4CH	480W	FC CE RoHS	230
M3 & M4-5A	3	M3	M4-5A	RGB	12-24Vdc	5A×4CH	480W	FC CE RoHS	230
M4 & M4-5A	4	M4	M4-5A	RGBW	12-24Vdc	5A×4CH	480W	FC CE RoHS	230
M6 & M4-5A	5	M6	M4-5A	RGB	12-24Vdc	5A×4CH	480W	FC CE RoHS	230
M7 & M4-5A	6	M7	M4-5A	RGB	12-24Vdc	5A×4CH	480W	FC CE RoHS	230
M8 & M4-5A	7	M8	M4-5A	RGBW	12-24Vdc	5A×4CH	480W	FC CE RoHS	230

Package Size(mm):228\*155\*32

# Classic Controller WiFi/RF Products

## Product Features

- Rotary dimming, flicker-free, 0-100% dimming range.
- Support IR wireless remote control.
- Brightness shortcut keys available.
- Traditional 86\*86mm wall box compatible, no transformation.



Model	Output Signal	Input Voltage	Output Voltage	Current Load	Output Power	Dimming Range	Certification	G.W. (g)
LT-3200-CC	CC PWM	12-48Vdc	3-46Vdc	350/700/1050mA*1CH	48.3W	0~100%	FC CE RoHS	175

Dimension(mm):87\*87\*56

## Product Features

- Wireless LED dimmer, compatible with remote control and wall touch panel control.
- Variable Preset mode, like color chasing, horse racing etc.
- Rotary control, can adjust Red, Green, Blue separately to any color.
- Wireless RGB controller, with RF remote, long distance control with strong stability.
- Support wall touch panel control.



Model	Picture	Input Voltage	Max. Current Load	Max. Output Power	RF Remote	Mode	Changing Mode	Certification	G.W. (g)
LT-311RF	1	12-24Vdc	6A*3CH	432W	Yes	Dimming	-	FC CE RoHS	240
LT-3600	2	12-24Vdc	6A*3CH	432W	No	RGB	32	FC CE RoHS	175
LT-3600RF	3	12-24Vdc	6A*3CH	432W	Yes	RGB	32	FC CE RoHS	240

Dimension(mm):211\*40\*30

## WiFi Controller/Driver IoT Intelligent Driver

## Product Features

- Work with color temperature and RGB, RGBW, DMX signal output.
- Timing function and music control.
- Support WiFi control and distant control through 3G/4G.
- DIY modes.



Communication Standard: 2.4GHz Wi-Fi, 802.11b/g/n protocol

Model	Picture	Input Voltage	Current Load	Max. Output Power	Output Control	Color Changing Mode	Certification	G.W. (g)
WiFi-101-DMX4	1	12-24Vdc	-	-	DMX512	8 fixed, 8 DIY	CE RoHS	70
WiFi-102-RGBW	2	12-24Vdc	3A*4CH	288W	RGBW	8 fixed, 8 DIY	CE RoHS	70

Dimension(mm):125\*33\*20

## IoT Intelligent Driver

## Product Features

- WiFi LED driver, no need power supply.
- Timing function and music control.
- High voltage RGB LED strips control.
- DIY modes.
- WiFi distance control, support 3G/4G.



Communication Standard: 2.4GHz Wi-Fi, 802.11b/g/n protocol

Model	Picture	Input Voltage	Output Voltage	Max. Current Load	Max. Output Power	Output Control	Certification	G.W. (g)
CV-7512-WF03-A	1	100-240Vac	12Vdc	2.1A*3CH	75W	RGB	CE RoHS	350
CV-7524-WF03-A	1	100-240Vac	24Vdc	1.05A*3CH	75W	RGB	CE RoHS	350
CV-800220-WF03-A	2	110-120Vac/ 220-240Vac	90-110Vdc/ 180-220Vdc	1.25A*3CH	650W	RGB	RoHS	350
ST-75-12-W1W2	3	100-240Vac	12Vdc	5A	60W	Dimming	CE RoHS UL FCC	430
ST-75-12-W2W2	3	100-240Vac	12Vdc	2.5A*2CH	60W	CT	CE RoHS UL FCC	430
ST-75-12-W3W2	3	100-240Vac	12Vdc	1.67A*3CH	60W	RGB	CE RoHS UL FCC	430
ST-75-24-W1W2	3	100-240Vac	24Vdc	3.125A	75W	Dimming	CE RoHS UL FCC	430
ST-75-24-W2W2	3	100-240Vac	24Vdc	1.56A*2CH	75W	CT	CE RoHS UL FCC	430
ST-75-24-W3W2	3	100-240Vac	24Vdc	1.04A*3CH	75W	RGB	CE RoHS UL FCC	430

Dimension(mm):143\*58\*32

## IoT Intelligent Driver RF 2.4GHz



Model	Wireless type	Input voltage	Output voltage	Rated Power	Type	Certification	Dimension (mm)	G.W. (g)
ST-75-12-W1R	RF 2.4GHz	100-240	12Vdc	60W	Dimming	CE RoHS CB	143*58*32	260
ST-75-12-W2R	RF 2.4GHz	100-240	12Vdc	60W	CT	CE RoHS CB	143*58*32	260
ST-75-12-W3R	RF 2.4GHz	100-240	12Vdc	60W	RGB	CE RoHS CB	143*58*32	260
ST-75-24-W1R	RF 2.4GHz	100-240	24Vdc	75W	Dimming	CE RoHS CB	143*58*32	260
ST-75-24-W2R	RF 2.4GHz	100-240	24Vdc	75W	CT	CE RoHS CB	143*58*32	260
ST-75-24-W3R	RF 2.4GHz	100-240	24Vdc	75W	RGB	CE RoHS CB	143*58*32	260



Model	Picture	Input Signal	Input Voltage Vac	Output Voltage Vdc	Max. Output Current	Max. Output Power	Certification	G.W. (g)
SE-12-100-400-W1R	1	RF 2.4GHz	100-240	10-24	100-400	1-12	CE RoHS CB	80
SE-12-350-700-W1R	1	RF 2.4GHz	100-240	10-24	350-700	3.5-12	CE RoHS CB	80
SE-20-250-1000-W2R2	2	RF 2.4GHz	100-240	9-54	250-1000	2.25-20	CE RoHS	160
DCE-24-280-H2R	3	RF 2.4GHz	200-240/280-340	93	280	18-24	CE RoHS	100
DCE-36-280-H2R	3	RF 2.4GHz	200-240/280-340	136	280	27-36	CE RoHS	100
DCE-48-560-H2R	4	RF 2.4GHz	200-240/280-340	93	560	40-48	CE RoHS	110
DCE-54-280-H2R	4	RF 2.4GHz	200-240/280-340	189	280	45-54	CE RoHS	110
DCE-80-560-H2R	5	RF 2.4GHz	200-240/280-340	141	560	72-80	CE RoHS	175
DCE-96-560-H2R	6	RF 2.4GHz	200-240	168	560	72-96	CE RoHS	250
DCE-108-600-H2R	6	RF 2.4GHz	200-240	190	600	85-108	CE RoHS	250

Dimension[mm]:

Picture 1 :135\*30\*20    Picture 2 :167\*41\*32    Picture 3 :111\*42\*24    Picture 4 :132\*45\*24    Picture 5 :168\*47\*32

Picture 6 :265\*42\*27



# DMX/RDM Series

## ARTNET · DMX512 · RDM



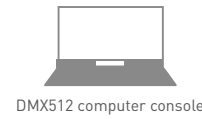
Artnet-DMX-8S



Decoder



Power Repeater




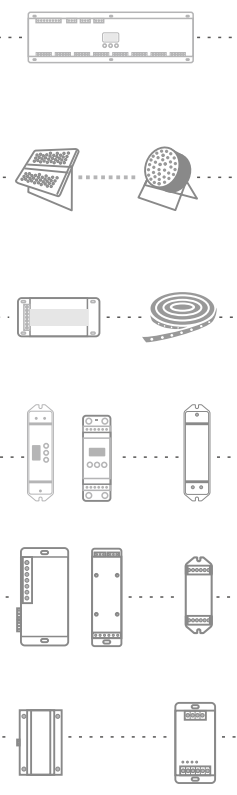
DMX512 computer console



Ethernet switch



Artnet-DMX-8S



## DMX/RDM Series DMX Master Controller

### Product Features

- Mini USB connection, LED Player program in real time.
- Synchronized sound and light performance in entertainment scene.



USB-DMX Controller

Model	Input Voltage	Power Consumption	Connection	Internal Memory	Signal	DMX512 Socket	Dimension (mm)	G.W. (g)
LT512	5Vdc	<2W	Mini USB	120 steps @256Chs	DMX512	3-pin XLR	88*70*47	330

### Product Features

Computer synchronized playing; SD card offline playing; WIFI wireless remote; automatic timing control; SPI/DMX512 signal output; support third-party DMX console; control first-advanced color grey scale processing technology; support all kinds of arbitrary wiring to the special-shaped lighting project; Easy and convenient parameter setting.



On-line Transmission Mode: TCP/IP Standard Internet Protocol

Model	Input Voltage	Output Channels	Off-line Storage Media	SD Card Capability	Refreshing Frequency	Input & Output Interface	Certification	G.W. (g)
LT-600	12Vdc	16	SD Card	Max. 2GB	60Hz-3000Hz	RJ45	FC CE RoHS	1445

Dimension(mm):203\*125\*47



## DMX Master Controller DMX/RDM Series

### Product Features

- Adopt to 2.4G global open ISM band, license-free use. Efficient GFSK modulation.
- One transmitter configured with more receivers, 350 meters visual communication distance available.
- Surrounding wireless environment monitored, automatic frequency hopping function under the interference.



Wireless DMX512 Transceiver

Model	Input Voltage	Signal	Working Frequency	Max Transmitted Power	Receiver Sensitivity	Communication Distance	Certification	G.W. (g)
LT-870S	5-24Vdc	DMX512	2.4GHz	20dBm	-96dBm	350m	FC CE	125g

Dimension(mm):175\*44\*30

### Product Features

- International standard DMX512/1990 signal output,LCD menu display.
- Wireless remote and button control for speed and brightness adjustment; automatic timing control; 580 changing mode options.



Model	Input Voltage	Power Consumption	Output Signal	Output Loop	Transmission Speed	Change Mode	Control Quantity	Certification	G.W. (g)
LT-800	12Vdc	<2W	DMX512	1 Port	250 Kbps	580	512CH (170 pixels)	FC CE RoHS	815

Dimension(mm):163\*128\*40

### Product Features

- RDM master control tool,accord with the RDM standard protocol with RDM function device for 'corresponding parameters' browsing and setting up.
- Wireless control through mobile phone with APP software, support remote firmware upgrading.
- Well compatibility with RDM products on market.



WiFi RDM Master Controller

Model	Received DMX	Transmitted DMX	Output	Input Voltage	Protocol	Certification	G.W. (g)
WiFi-RDM01	512CH	512CH	DMX512 RDM	5-24Vdc	2.4GHz Wi-Fi , 802.11b/g/n ANSI E1.20-2010 RDM	FC CE	110

Dimension(mm):125\*33\*20



## DMX/RDM Series DMX Master Controller



Model	Communication Standard	Input Voltage	Output	Certification	Dimension (mm)	G.W. (g)
WiFi-101-DMX4	2.4GHz Wi-Fi, 802.11b/g/n protocol	12-24Vdc	DMX512	FC CE	125*33*20	70g



USB-DMX Control

Model	Input Voltage	Communication Standard	Internal Memory	Transmission Signal	DMX512 Socket	Certification	G.W. (g)
LTSA512	5Vdc	Mini USB	4000 steps@512Chs	DMX512	3-pin XLR	FC CE RoHS	350g
LTSA1024	5Vdc	Mini USB	6000 steps@1024Chs	DMX512	3-pin XLR	FC CE	350g

Dimension(mm): 166\*97\*38

### Product Features

- 2.4GHz
- DMX512 output optional.
- More sensitive touch control.
- Innovative T-PWM dimming technology, almost perfect dimming and color adjustment performance.
- Support multiple control through multiple panels.



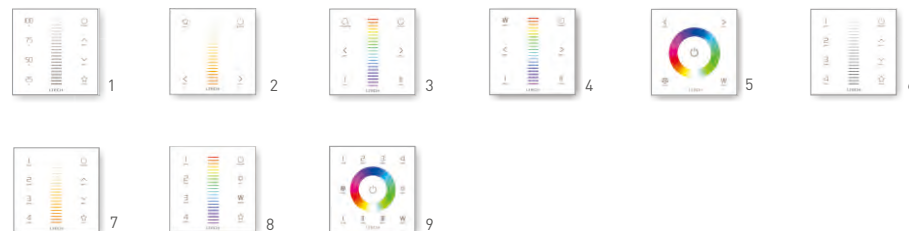
Model	Picture	Input Voltage	Output Signal	Control Mode	CH	Switch Box Style	Certification	G.W. (g)
EXC1	1	100~240Vac	RF 2.4G, DMX512	Dimming	1	European 86*86	FC CE RoHS	225
EXC2	2	100~240Vac	RF 2.4G, DMX512	Dimming	2	European 86*86	FC CE RoHS	225
EXC3	3	100~240Vac	RF 2.4G, DMX512	Dimming	3	European 86*86	FC CE RoHS	225
EXC4	4	100~240Vac	RF 2.4G, DMX512	Dimming	4	European 86*86	FC CE RoHS	225

Dimension(mm):86\*86\*36

## DMX Master Controller DMX/RDM Series

### Product Features

- 2.4GHz
- DMX512 output optional.
- More sensitive touch control.
- Innovative T-PWM dimming technology, almost perfect dimming and color adjustment performance.
- Support multiple control through multiple panels.
- Support multi-zone control.



Model	Picture	Input Voltage	Output Signal	Control Mode	Zone	Switch Box Style	Certification	G.W. (g)
EX1S	1	100~240Vac	RF 2.4G, DMX512	Dimming	1	European 86*86	FC CE RoHS	225
EX2	2	100~240Vac	RF 2.4G, DMX512	CT	1	European 86*86	FC CE RoHS	225
EX3	3	100~240Vac	RF 2.4G, DMX512	RGB	1	European 86*86	FC CE RoHS	225
EX4	4	100~240Vac	RF 2.4G, DMX512	RGBW	1	European 86*86	FC CE RoHS	225
EX4S	5	100~240Vac	RF 2.4G, DMX512	RGBW	1	European 86*86	FC CE RoHS	225
EX5	6	100~240Vac	RF 2.4G, DMX512	Dimming	4	European 86*86	FC CE RoHS	225
EX6	7	100~240Vac	RF 2.4G, DMX512	CT	4	European 86*86	FC CE RoHS	225
EX8	8	100~240Vac	RF 2.4G, DMX512	RGBW	4	European 86*86	FC CE RoHS	225
EX8S	9	100~240Vac	RF 2.4G, DMX512	RGBW	4	European 86*86	FC CE RoHS	225

Dimension(mm):86\*86\*36

## DMX/RDM Series DMX Master Controller

### Product Features

- 2.4GHz
- DMX512 output optional.
- More sensitive touch control.
- Innovative T-PWM dimming technology, almost perfect dimming and color adjustment performance.
- Support multiple control through multiple panels.
- Support multi-zone control.



Model	Input Voltage	Output Signal	Control Mode	Zone	Switch Box Style	Certification	G.W. (g)
DX8	100~240Vac	RF 2.4G, DMX512	RGBW	4	86*86	FC CE RoHS	225

Dimension(mm):86\*86\*36

### Product Features

- 512 scenes
- 512 channels
- 0-99 seconds scene switching
- 300 driver accessories
- Dry Contact
- Global remote control
- Multi-signals protocol
- Touch vibration feedback



Model	Input Voltage	Input Signal	Output Signal	Switch Box Style	Certification	G.W. (g)
MS-WF-512	5-24Vdc	WiFi, RF 2.4GHz	DMX512	USA, 86*86 European	-	370g

Dimension(mm):132\*180\*35

## DMX Master Controller DMX/RDM Series

### Product Features

- 2.4GHz
- DMX512 output optional.
- Innovative T-PWM dimming technology, almost perfect dimming and color adjustment performance.
- Support multiple control through multiple panels.



Model	Input Voltage	Output Signal	Control Mode	Knob	Switch Box Style	Certification	G.W. (g)
EX61	100~240Vac	RF 2.4G, DMX512	Dimming	Yes	European 86*86	FC CE RoHS	235

Dimension(mm):86\*86\*50

### Product Features

- 2.4GHz
- DMX512 output optional.
- More sensitive touch control.
- Support multi-zone control.
- Support multiple control through multiple panels.
- Innovative T-PWM dimming technology, almost perfect dimming and color adjustment performance.



Model	Picture	Input Voltage	Output Signal	Control Mode	Zone	Switch Box Style	Certification	G.W. (g)
UX5	1	5Vdc, 0.5A~1A	RF 2.4G, DMX512	Dimming	4	USA, 86*86 European	FC CE RoHS	370
UX6	2	5Vdc, 0.5A~1A	RF 2.4G, DMX512	CT	4	USA, 86*86 European	FC CE RoHS	370
UX8	3	5Vdc, 0.5A~1A	RF 2.4G, DMX512	RGBW	4	USA, 86*86 European	FC CE RoHS	370

Dimension(mm):146\*106\*18

# DMX/RDM Series DMX-PWM CV Type

## Product Features

- DMX512 standard digital signal converts to constant voltage PWM signal driving LED fixture, multiple output available.
- Achieve 0-100% dimming or various changing performance; DIM/CT/RGB/RGBY/RGBW/RGBA LED fixture controllable.
- DMX512 signal can be transmitted by Green terminal, XLR-3, RJ45 interface.



Dimming Range: 0-100%

Model	Picture	Input Signal	Input Voltage	Output	Max. Output Power	DMX512 Socket	OCP SCP	16Bit	Certification	G.W. (g)
LT-820-5A	1	DMX512 RDM	5-24Vdc	5A*4CH	480W	Green Terminal	-	✓	FC CE RoHS	175
LT-823-6A	1	DMX512 RDM	5-24Vdc	6A*3CH	432W	Green Terminal	-	✓	FC CE RoHS	175
LT-811-12A	1	DMX512 RDM	12-24Vdc	12A*1CH 0-10V*1CH 10V PWM*1CH	288W	Green Terminal	✓	✓	FC CE RoHS	160
LT-853-6A	2	DMX512 RDM	12-24Vdc	6A*3CH	432W	RJ45	✓	-	FC CE	310
LT-858-5A	2	DMX512 RDM	12-24Vdc	5A*4CH	480W	RJ45	✓	-	FC CE	310
DIN-DMX-4CH	3	DMX512 RDM	5-24Vdc	4A*4CH	384W	Green Terminal	-	-	FC CE RoHS	135
DIN-808	4	DMX512	12-24Vdc	3A*8CH	576W	RJ45	-	-	FC CE RoHS	230
LT-851-6A	5	DMX512 RDM	5-24Vdc	6A*3CH	432W	Green Terminal	✓	-	FC CE	310
LT-854-5A	5	DMX512 RDM	12-24Vdc	5A*4CH	480W	Green Terminal	✓	-	FC CE	310

### Dimension

Picture 1: 175\*44\*30(mm)    Picture 2,5: 175\*42\*33(mm)    Picture 3: 112\*67\*35(mm)    Picture 4: 260\*123\*41(mm)

# DMX-PWM CV Type DMX/RDM Series



Dimming Range: 0-100%

Model	Picture	Input Signal	Input Voltage	Output	Max. Output Power	DMX512 Socket	OCP SCP	Certification	G.W. (g)
LT-830-8A	1	DMX512 RDM	5-24Vdc	8A*3CH	576W	3-pin XLR RJ45 Green Terminal	✓	FC CE	430
LT-840-6A	1	DMX512 RDM	5-24Vdc	6A*4CH	576W	3-pin XLR RJ45 Green Terminal	✓	FC CE	445
LT-8030	2	DMX512 RDM	5-24Vdc	4A*3CH	288W	3-pin XLR Green Terminal	-	FC CE RoHS	305
LT-8048	2	DMX512 RDM	12-48Vdc	4A*3CH	576W	3-pin XLR Green Terminal	-	FC CE RoHS	305

Dimension(mm): Picture 1:156\*78\*40    Picture 2:125\*64\*40

## Product Features

- Designed for large power and multiple channels application,max. 32 channels output.
- Man-machine interface composed by OLED display and touch button.
- DIM/CT/RGB/RGBW/RGBWW mode selection.
- Accord with the RDM standard protocol, corresponding parameters' browsing, setting up, DMX addressing can be changed by RDM master controller,Device identified cooperation etc,fast self-testing function.



Input Signal: DMX512/DMX  
Input Voltage: 12-24Vdc

Model	Picture	Output	Max. Output Power	Control Mode	DMX512 Socket	OCP SCP over-heat	16Bit	Certification	G.W. (g)
LT-905-OLED	1	5A*5CH	600W	Dimming/CT RGB/RGBW RGBWY	5-pin XLR RJ45	✓	✓	FC CE RoHS	550
LT-912-OLED	2	4A*12CH	1152W	Dimming/CT RGB	5-pin XLR RJ45 Green terminal	✓	✓	FC CE RoHS	730
LT-916-OLED	3	3A*16CH	1152W	Dimming/CT RGB/RGBW	5-pin XLR RJ45 Green terminal	✓	✓	FC CE RoHS	730
LT-924-OLED	4	3A*24CH	1728W	Dimming/CT RGB	3-pin XLR 5-pin XLR, RJ45 Green terminal	✓	✓	FC CE RoHS	1180
LT-932-OLED	4	3A*32CH	2304W	Dimming/CT RGB/RGBW	3-pin XLR 5-pin XLR, RJ45 Green terminal	✓	✓	FC CE RoHS	1180
LT-995-OLED	5	6A*5CH	720W	Dimming/CT RGB/RGBW RGBWY	3-pin XLR RJ45 Green terminal	✓	✓	FC CE RoHS	550

### Dimension

Picture 1: 122\*110\*37(mm)    Picture 2,3: 180\*122\*39(mm)    Picture 4: 300\*122\*39(mm)    Picture 5: 169\*80\*39(mm)

## DMX/RDM Series DMX-PWM CV Type

### Product Features

- Super power design with multiple channels, max 32CH output.
- 0-100% dimming or colorful changing effects.
- Control single color, CT, RGB, RGBY, RGBW, RGBWY LED lamps.
- Using advanced decode technology to change the international popular DMX512 signal into constant voltage / constant current PWM signal.



Model	Picture	Input Signal	Input Voltage	Output	Max. Output Power	DMX512 Socket	OCP SCP over-heat	16Bit	Certification	G.W. (g)
LT-903	1	DMX512 RDM	12-24Vdc	8A*3CH	576W	3-pin XLR RJ45	✓	✓	FC CE RoHS	550
LT-904	1	DMX512 RDM	12-24Vdc	6A*4CH	576W	3-pin XLR RJ45	✓	✓	FC CE RoHS	550
LT-905	1	DMX512 RDM	12-24Vdc	5A*5CH	600W	3-pin XLR RJ45	✓	✓	FC CE RoHS	550
LT-912	2	DMX512 RDM	12-24Vdc	4A*12CH	1152W	3-pin XLR RJ45 Green terminal	✓	✓	FC CE RoHS	730
LT-916	3	DMX512 RDM	12-24Vdc	3A*16CH	1152W	3-pin XLR RJ45 Green terminal	✓	✓	FC CE RoHS	730
LT-924	4	DMX512 RDM	12-24Vdc	3A*24CH	1728W	3-pin XLR 5-pin XLR, RJ45 Green terminal	✓	✓	FC CE RoHS	1180
LT-932	4	DMX512 RDM	12-24Vdc	3A*32CH	2304W	3-pin XLR 5-pin XLR, RJ45 Green terminal	✓	✓	FC CE RoHS	1180
LT-995	5	DMX512 RDM	12-24Vdc	6A*5CH	720W	3-pin XLR RJ45 Green terminal	✓	✓	FC CE RoHS	550

### Dimension

Picture 1: 122\*110\*37(mm)    Picture 2,3: 180\*122\*39(mm)    Picture 4: 300\*122\*39(mm)    Picture 5: 169\*80\*39(mm)



Model	Input Signal	Input Voltage	Output	Output Power	DMX512 Socket	OCP SCP	Certification	Dimension (mm)	G.W. (g)
LT-903-DIP	DMX512 RDM	12-24Vdc	8A*3CH	Max. 576W	3-pin XLR RJ45	✓	FC CE RoHS	122*110*37	550
LT-904-DIP	DMX512 RDM	12-24Vdc	6A*4CH	Max. 576W	3-pin XLR RJ45	✓	FC CE RoHS	122*110*37	550

## DMX-PWM CC Type DMX/RDM Series

### Product Features

- The DMX512 signal can choose terminals, chuck, standard cable for signal transmission.
- Control single color, CT, RGB, RGBY, RGBW, RGBA LED lamps.
- The DMX512 signal can choose terminals, XLR, standard cable for signal transmission.
- Using advanced decode technology to change the international popular DMX512 signal into constant voltage / constant current PWM signal.



Model	Picture	Input Signal	Output	Max. Output Power	DMX512 Socket	OCP SCP	Certification	G.W. (g)
LT-858-CC	1	DMX512 RDM	350/700/1050mA*4CH	193.2W	RJ45	✓	-	310
LT-880-350	2	DMX512 RDM	350mA*16CH	257.6W	3-pin XLR Green terminal	-	FC CE	950
LT-8036-1000	3	DMX512 RDM	1000mA*4CH	132W	-	-	-	30

Dimension(mm): Picture 1:175\*42\*33    Picture 2:260\*123\*41    Picture 3:155\*26\*10



## DMX/RDM Series DMX-SPI Signal Type

The output grey scale of the signal decoder depends on driving IC of light.

### Product Features

- SPI Controller is compatible with different IC lamps.
- Via RF remote for choosing all kinds of dynamic lighting changing effects.
- Can set up pixel quantity, adjust RGB sequence, choose IC type, save and play customized scenes.



Model	Input Voltage	Power Consumption	Output Signal	3rd Part Port	Change Mode	Control Qty	DMX512 Socket	Certification	G.W. (g)
LT-200	12Vdc	<2W	SPI(TTL)	DMX512	540	1024 Pixels	3-pin XLR RJ45 Green Terminal	FC CE RoHS	820

Dimension(mm):163\*128\*40

### Product Features

- DMX512 management mode.
- DMX512 digital signal change into SPI(TTL) digital signal.
- Based on different LED, can change RGB sequence.
- Via DMX512 master controller to use the built-in function of the controller.
- Magical function: enlarge the LED lamps control quantity in 32 times.
- Exchange 7 types IC and support more different kinds of IC driving lamps and compatible the below IC.



Power Consumption: 1W

Model	Picture	Input Signal	Input Voltage	Output Signal	Change Mode	Control Qty	DMX512 Channel	Certification	G.W. (g)
DMX-SPI-202	1	DMX512/RDM	5-24Vdc	SPI(TTL)	16	170 Pixels	512CH	FC CE RoHS	140
DMX-SPI-203 + M203	2	DMX512	5-24Vdc	SPI(TTL)	540	1024 Pixels	DMX Manage: 6CH DMX Decode: 510CH	FC CE RoHS	240

Dimension(mm):175\*44\*30

## DMX-SPI Signal Type DMX/RDM Series

The output grey scale of the signal decoder depends on driving IC of light.

### Product Features


- DMX512 master controller can control LED digital lighting products that is compatible with LED driving IC design and control each channel to make 0-100% dimming come true or editing different changes.
- DMX-SPI decoder can change the LED digital lamp into DMX512 signal lamp.
- DMX decoder output the signal to LED lamp without considering how many voltage of the LED lamp working voltage.



Dimming Range: 0-100%

Model	Input Signal	Input Voltage	Compatible IC	Decoder Channels	DMX512 Socket	Certification	G.W. (g)
LT-DMX-1809	DMX512	5-24Vdc	TM1803/1804/1809/1812 UCS1903/1909/1912 UCS2903/2909/2912 WS2811/2812/2812B	512 CH/unit	3-pin XLR Green Terminal	FC CE RoHS	300

Dimension(mm):125\*64\*40



# DMX/RDM Series CV Driver

## Product Features

- Constant voltage DMX dimming drivers have many voltage type to choose that meet different customers' need.
- 60000:1 deeply dimming, 0-100% wide range dimming, start with 0.1% dimming.
- Working current consistent with multiple drivers in uniform lighting.
- Total digital circuit design, outstanding function with long lifetime.
- Short circuit, over heat, overload self recovery protection.
- Meet SELV voltage standard.



Model	Picture	Input Signal	Input Voltage	Output Voltage	Max. Output Current	Max. Output Power	Certification	G.W. [g]
DMX-36-24-F1P1	1	DMX/RDM Push Dim	100~240Vac	24Vdc	1.5A*1CH	36W	CE RoHS FC	190
DMX-75-12-F1M1	2	DMX/RDM Push Dim	100~240Vac	12Vdc	6.25A*1CH	75W	CE RoHS	500
DMX-75-24-F1M1	2	DMX/RDM Push Dim	100~240Vac	24Vdc	3.12A*1CH	75W	CE RoHS	500
LM-75-12-G2M2	3	DMX/RDM Push Dim	220~240Vac	12Vdc	3.125A*2CH	75W	CE RoHS CB	300
LM-75-24-G2M2	3	DMX/RDM Push Dim	220~240Vac	24Vdc	1.56A*2CH	75W	CE RoHS CB	300
LM-100-24-G1M2	3	DMX/RDM Push Dim	220~240Vac	24Vdc	4.17A*1CH	100W	CE RoHS CB	300
LM-150-12-G1M2	4	DMX/RDM Push Dim	220~240Vac	12Vdc	12.5A*1CH	150W	CE RoHS CB	300
LM-150-24-G1M2	4	DMX/RDM Push Dim	220~240Vac	24Vdc	6.25A*1CH	150W	CE RoHS CB	300
DMX-150-12-F1M1	5	DMX/RDM Push Dim	100~240Vac	12Vdc	12.5A*1CH	150W	CE RoHS	790
DMX-150-12-F4M1	6	DMX/RDM Push Dim	100~240Vac	12Vdc	3.12A*4CH	150W	CE RoHS	770
DMX-150-24-F4M1	6	DMX/RDM Push Dim	100~240Vac	24Vdc	1.56A*4CH	150W	CE RoHS	770

Dimension(mm):  
 Picture 1:175\*44\*30    Picture 2:204\*62\*34    Picture 3:292\*43\*30    Picture 4:352\*43\*30    Picture 5,6:273\*57\*37

# CC Driver DMX/RDM Series

## Product Features

- Constant current DMX dimming drivers have many power type to choose that meet different customers' need.
- 60000:1 deeply dimming, 0-100% wide range dimming, start with 0.01% dimming.
- Working current consistent with multiple drivers in uniform lighting.
- External DIP switch, workable with LED lights at different power.
- Total digital circuit design, outstanding function with long lifetime.
- Short circuit, over heat, overload self recovery protection.
- Meet SELV voltage standard.



Model	Picture	Input Signal	Input Voltage Vac	Output Voltage Vdc	Output Current	Max. Output Power	Certification	G.W. [g]
SE-10-350-700-W1M	1	DMX	100~240	2-12	350-700mA	10W	CE RoHS CB	80
SE-12-100-400-W1M	1	DMX	100~240	10-42	100-400mA	12W	CE RoHS CB	80
SE-12-350-700-W1M	1	DMX	100~240	10-42	350-700mA	12W	CE RoHS CB	80
DMX-15-100-700-E1A1	2	DMX/RDM Push Dim	200~240	10-54	100-700mA	15W	CE RoHS CB	170
DMX-15-100-700-U1P1	3	DMX/RDM Push Dim	100~277	10-54	100-700mA	15W	CE RoHS	175
SE-20-250-1000-W2M2	2	DMX/RDM Push Dim	100~240	9-54	250-1000mA	20W	CE RoHS	170
DMX-25-150-900-E1A1	2	DMX/RDM Push Dim	200~240	10-54	150-900mA	25W	CE RoHS CB	170
DMX-25-150-900-U1P1	3	DMX/RDM Push Dim	100~277	10-54	150-900mA	25W	CE RoHS	175
DMX-36-200-1200-U1P1	3	DMX/RDM Push Dim	100~277	10-54	200-1200mA	36W	CE RoHS	190
DMX-36-200-1200-E1A1	2	DMX/RDM Push Dim	200~240	10-54	200-1200mA	36W	CE RoHS CB	175

Dimension(mm):  
 Picture 1 :135\*30\*20    Picture 2 :167\*41\*32    Picture 3 :175\*44\*30

## DMX/RDM Series DMX Signal Amplifier

### Product Features

- 1 channel input, 2-3 channel output, independent photoelectric isolation > 3KV between 3 output channels.
- DMX512 bus connect lighting system equipment, has signal amplification, signal distribution, and signal isolation function.
- Support extending the signal transmission distance function to amplify signal when DMX signal is weakness after long-distance transmission or connect multiple devices.



Model	Input Voltage	Photoelectricity Insulation Voltage	Certification	Dimension (mm)	G.W. (g)
DIN-121	12-24Vdc	1KV	FC CE RoHS	112*67*35	135



Model	Input Voltage	Input DMX Signal	Output DMX Signal	DMX512 Socket	Certification	G.W. (g)
LT-123	12Vdc	1CH (Photoelectricity Isolation 3kv)	3CH (Photoelectricity Isolation 3kv)	3-pin XLR Green Terminal	FC CE RoHS	620

Dimension(mm):192\*80\*41



## Artnet-DMX/SPI Lighting System DMX/RDM Series

### Product Features

- Adopting high-speed ARM processor, stable and reliable.
- Supports RJ45 network interface and DMX512 interface.
- Suitable for TV station recorded scene, stage performances, entertainment and so on.
- Based on the Artnet protocol, convert the Artnet network data packet into DMX512 data.



Model	Picture	Input Voltage	Input Signal	Output Signal	DMX Channels	Certification	Dimension (mm)	G.W. (g)
ArtNet-DMX-1	1	12Vdc	Artnet/DMX512	DMX512/Artnet	512CH	FC CE RoHS	128*73*45	360
ArtNet-DMX-2	1	12Vdc	Artnet	DMX512	1024CH	FC CE RoHS	128*73*45	360
ArtNet-DMX-8	2	5-24V	Artnet	DMX512	8 Universes	FC CE RoHS	483*200*44	2600



Model	Input Power	Input Signal	Output Signal	DMX Channels	SD Card Capability	DMX Output	Certification	G.W. (g)
ArtNet-DMX-8S	DC5-24V	Ethernet	DMX512	8 Universes	Max 16G	RJ45	FC CE RoHS	290

Dimension(mm):185\*115\*29



Model	Input Voltage	Input Signal	Output Signal	Compatible Driving IC	Certification	Dimension (mm)	G.W. (g)
ArtNet-SPI-1	5-24Vdc	Artnet	SPI	TM1804/1809, WS2811/2812, D705, LPD6803/1101, P9813, WS2801/2803 UCS1903/1909/1912/2903/2909/2912 UCS6909/6912	FC CE RoHS	128*73*45	360



Model	Input Signal	Output Signal	Control	SD Card Capability	DMX Connection	Certification	G.W. (g)
ArtNet-SPI-4	Ethernet	SPI	4 Universes	Max 8G	RJ45	FC CE RoHS	610
ArtNet-SPI-8	Ethernet	SPI	8 Universes	Max 8G	RJ45	FC CE RoHS	610

Dimension(mm):170\*90\*25

# DALI Series

## DALI DT8 Touch Panel DALI could be that simple



RGB

DIM

CT



# DALI CV Driver

## Product Features

- T-PWM digital dimming, maintains CRI (color rendering index).
- 0.1%-100% flicker-free wide dimming range.
- Support Push Dim dimming.



Dimming Range: 0-100%

Model	Picture	Input Signal	Input Voltage Vac	Output Voltage Vdc	Max. Output Current	Max. Output Power	Certification	G.W. (g)
DALI-36-12-F1P1	1	DALI Push Dim	100-240	12	3A*1CH	36W	CE RoHS FC CB	190
DALI-36-24-F1P1	1	DALI Push Dim	100-240	24	1.5A*1CH	36W	CE RoHS FC CB	190
LM-75-12-G2D2	2	DALI Push Dim	220-240	12	3.125A*2CH	75W	CE RoHS CB CB CB CB	300
LM-75-24-G2D2	2	DALI Push Dim	220-240	24	1.56A*2CH	75W	CE RoHS CB CB CB CB	300
LM-150-12-G1D2	3	DALI Push Dim	220-240	12	12.5A	150W	CE RoHS CB CB CB CB	285
LM-150-24-G1D2	3	DALI Push Dim	220-240	24	6.25A	150W	CE RoHS CB CB CB CB	285
LM-150-12-G2D2	3	DALI Push Dim	220-240	12	12.5A	150W	CE RoHS CB CB CB CB	285
LM-150-24-G2D2	3	DALI Push Dim	220-240	24	6.25A	150W	CE RoHS CB CB CB CB	285

Dimension(mm):  
Picture 1 :175\*44\*30

Picture 2 :292\*43\*30

Picture 3 :352\*43\*30

# CC Driver DALI

## Product Features

- T-PWM digital dimming, maintains CRI(color rendering index).
- Support DALI, Push Dim.
- Dimming range: 0-100%, LED start at 0.1% possible.
- Multiple current, wide voltage, compatible with a variety of LED lights.
- Short circuit / Over-heat / Over load / Non-load protection.



Dimming Range: 0-100%

Model	Picture	Input Signal	Input Voltage Vac	Output Voltage Vdc	Output Current	Max. Output Power	Certification	G.W. (g)
MT-100-400-D1D1	1	DALI	100-240	10-40	100-400mA	16W	FC CE RoHS	15
MT-350-700-D1D1	1	DALI	100-240	10-40	350-700mA	28W	FC CE RoHS	15
SE-10-350-700-W1D	2	DALI	100-240	2-12	350-700mA	10W	CE RoHS CB CB CB	80
SE-12-100-400-W1D	2	DALI	100-240	10-42	100-400mA	12W	CE RoHS CB CB CB	80
SE-12-350-700-W1D	2	DALI	100-240	10-42	350-700mA	12W	CE RoHS CB CB CB	80
DALI-15-100-700-U1P1	3	DALI Push Dim	100-277	10-54	100-700mA	15W	CE RoHS CB	195
DALI-15-100-700-E1A1	4	DALI Push Dim	200-240	10-54	100-700mA	15W	CE CB RoHS	160
SE-20-250-1000-W2D2	4	DALI Push Dim	100-240	9-54	250-1000mA	20W	CE RoHS CB	160
DALI-25-150-900-U1P1	3	DALI Push Dim	100-277	10-54	150-900mA	25W	CE RoHS CB	195
DALI-25-150-900-E1A1	4	DALI Push Dim	200-240	10-54	150-900mA	25W	CE CB RoHS	160
DALI-36-200-1200-U1P1	3	DALI Push Dim	100-277	10-54	200-1200mA	36W	CE RoHS CB	190
DALI-36-200-1200-E1A1	4	DALI Push Dim	200-240	10-54	200-1200mA	36W	CE CB RoHS	175
DALI-50-500-1750-F1P1	5	DALI Push Dim	100-240	10-54	500-1750mA	50W	FC CE RoHS	320

Dimension(mm):

Picture 1 :125\*14.8\*10

Picture 2 :135\*30\*20

Picture 3 :175\*44\*30

Picture 4 :167\*41\*32

Picture 5 :133\*89\*30

# DALI 6 in 1 CC Driver

## Product Features

- 6 in 1 Dimming interface: DALI, 0-10V, 1-10V, 10VPWM, Resistor, Push Dim.
- 0-100% full range dimming, LED start at 0.1% possible.
- Wide voltage, adjustable 8 output currents.
- PWM Digital Dimming, maintain the best CRI (color rendering index).
- Short-circuit proof, over-temperature and over-load protection.



Dimming Range: 0-100%

Model	Picture	Input Signal	Input Voltage Vac	Output Voltage Vdc	Output Current	Max. Output Power	Certification	G.W. (g)
DALI-15-100-700-U1P2	1	DALI, 0/1-10V, RX Push Dim, 10V PWM	100-277	10-54	100-700mA	15W	CE RoHS	175
DALI-25-150-900-U1P2	1	DALI, 0/1-10V, RX Push Dim, 10V PWM	100-277	10-54	150-900mA	25W	CE RoHS	175
DALI-36-200-1200-U1P2	1	DALI, 0/1-10V, RX Push Dim, 10V PWM	100-277	10-54	200-1200mA	36W	CE RoHS	190
DALI-50-500-1750-F1P2	2	DALI, 0/1-10V, RX Push Dim, 10V PWM	100-240	10-54	500-1750mA	50W	CE RoHS FC	320

Dimension(mm): Picture 1 :175\*44\*30

Picture 2 :133\*89\*30

# DALI Bus Power

## Product Features

- Compatible with all items which are following standard DALI protocol.
- Short-circuit proof, Intelligent Temperature Guard.
- Natural Air Cooling.



Model	Input Voltage Vac	Output	Output Voltage Vdc	Certification	Dimension (mm)	G.W. (g)
DALI-PS-DIN	100-240	200mA	15	CE RoHS	112*67*35	125

# CV DALI Low Voltage Driver DALI

## Product Features

- Compatible with PWM, 0-10V output.
- PWM digital dimming, 0-100% dimming range, 0.1% start dimming.
- With self-test mode, can be used independently, or used for engineering installation and debugging.
- The first OLED display DALI driver in the world, support automatic allocation and manually enter address.



Dimming Range: 0-100%

Model	Picture	Input Signal	Input Voltage Vdc	Output	Max. Output Power	Certification	Dimension (mm)	G.W. (g)
DIN-411-12A	1	DALI	12-24	12A*1CH+0-10V*1CH	288W	FC CE RoHS	112*67*35	120
LT-401-12A	2	DALI	12-24	12A*1CH+0-10V*1CH	288W	FC CE RoHS	175*44*30	135
LT-451-12A	3	DALI	12-24	12A*1CH+0-10V*1CH	288W	FC CE RoHS	175*44*30	150
LT-404-5A	2	DALI Push Dim	12-24	5A*4CH	480W	FC CE RoHS	175*44*30	135



# DALI Master Controller

## Product Features

- Support DT8 Type.
- Support switch, dimming and color adjustment function, zone control is available.
- Multi-scene multi-zones control.



Model	Picture	Output Signal	Power Supply	Mode	Switch Box Style	Dimension (mm)	G.W. (g)
EDT1	1	DALI	DALI Power	Dimming	European 86*86	86*86*37	200
EDT2	2	DALI	DALI Power	CT	European 86*86	86*86*37	200
EDT3	3	DALI	DALI Power	RGB	European 86*86	86*86*37	200

## Product Features

- Latest DALI standard protocol IEC62386.
- Support 1-4 channels control.
- DALI bus supply power.
- Addressable via dip switches.
- Support scene, group, unicast, broadcast mode.



Model	Picture	Output Signal	Power Supply	Dimming Key	Switch Box Style	Certification	G.W. (g)
EDA1	1	DALI	DALI Power/220V	1CH	European	FC CE RoHS	200
EDA2	2	DALI	DALI Power/220V	2CH	European	FC CE RoHS	200
EDA3	3	DALI	DALI Power/220V	3CH	European	FC CE RoHS	200
EDA4	4	DALI	DALI Power/220V	4CH	European	FC CE RoHS	200
E6-DA1	5	DALI	DALI Power	Knob	European 86*86	FC CE RoHS	200

Dimension(mm): Picture 1-4 :86\*86\*36      Picture 5 :86\*86\*50

# Master Controller DALI

## Product Features

- PC plastic housing.
- Small size, easy to install.
- No external power supply, just connect to DALI bus.
- Low voltage operation, safe and reliable.
- Ordinary reset switch, would achieve DALI intelligent control.
- Applicable to family, office, hotel, supermarket and so on.


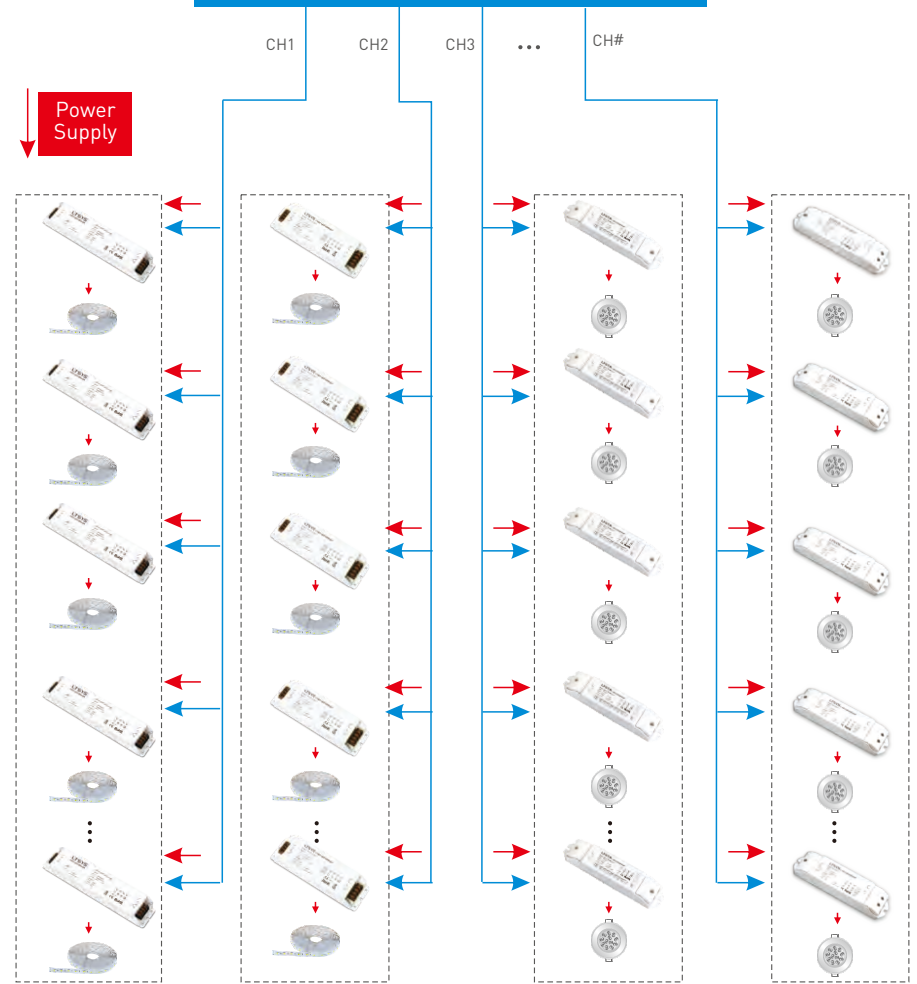


Model	Output Signal	Power Supply	Current	Mode	Certification	Dimension (mm)	G.W. (g)
LT-424	DALI	DALI BUS	≤8mA (static)	Single address single switch Single address double switch Single group single switch Single group double switch Scene switch Broadcast switch	FC CE	48*28*14	32



# 0/1-10V Series

## Dimming System



# 0/1-10V CV Driver

## Product Features

- Full-digital circuit design, more outstanding performance and life.
- PWM digital dimming, do not change the LED color rendering index.
- 60000: 1 depth dimming, 0-100% full range of dimming, LED starts dimming from 0.1%.
- Wide voltage range + 8 current choices, can match lamps at different power.
- Stepless dimming, really no flicker.



Dimming Range: 0~100%

Model	Picture	Input Signal	Input Voltage Vac	Output Voltage Vdc	Max. Output Current	Max. Output Power	Certification	G.W. (g)
AD-36-12-F1P1	1	0/1-10V/RX 10V PWM/Push Dim	100-240	12	3A*1CH	36W	CE RoHS FC	190
AD-36-24-F1P1	1	0/1-10V/RX 10V PWM/Push Dim	100-240	24	1.5A*1CH	36W	CE RoHS FC	190
LM-75-24-G1A2	2	0/1-10V/RX 10V PWM/Push Dim	200-240	24	3.12A*1CH	75W	CE RoHS CB CB	300
LM-75-12-G2A2	2	0/1-10V/RX 10V PWM/Push Dim	200-240	12	3.125A*2CH	75W	CE RoHS CB CB	300
LM-75-24-G2A2	2	0/1-10V/RX 10V PWM/Push Dim	200-240	24	1.56A*2CH	75W	CE RoHS CB CB	300
LM-100-24-G1A2	2	0/1-10V/RX 10V PWM/Push Dim	200-240	24	4.17A*1CH	100W	CE RoHS CB CB	300
LM-100-24-G2A2	2	0/1-10V/RX 10V PWM/Push Dim	200-240	24	2.085A*2CH	100W	CE RoHS CB CB	300
LM-150-12-G1A2	3	0/1-10V/RX 10V PWM/Push Dim	220-240	12	12.5A	150W	CE RoHS CB CB	285
LM-150-24-G1A2	3	0/1-10V/RX 10V PWM/Push Dim	220-240	24	6.25A	150W	CE RoHS CB CB	285

Dimension(mm):

Picture 1 :175\*44\*30

Picture 2 :292\*43\*30

Picture 3 :352\*43\*30

# CC Driver 0/1-10V

## Product Features

- T-PWM digital dimming, maintains CRI (color rendering index).
- Support 0/1-10V, RX, 10V PWM, Push Dim.
- Dimming range: 0~100%, LED start at 0.1% possible.
- Multiple current, wide voltage, compatible with a variety of LED lights.
- Short circuit / Over-heat / Over load / Non-load protection.



Dimming Range: 0~100%

Model	Picture	Input Signal	Input Voltage Vac	Output Voltage Vdc	Output Current	Max. Output Power	Certification	G.W. (g)
AD-10-100-400-G1A	1	0/1-10V/RX 10V PWM/Push Dim	220-240	10-45	100-400mA	10W	CE RoHS CB	80
AD-10-350-700-G1A	1	0/1-10V/RX 10V PWM/Push Dim	220-240	3-24	350-700mA	10W	CE RoHS CB	80
SE-10-350-700-W1A	1	0/1-10V/RX 10V PWM/Push Dim	100-240	2-12	350-700mA	10W	CE RoHS CB	80
SE-12-100-400-W1A	1	0/1-10V/RX 10V PWM/Push Dim	100-240	10-42	100-400mA	12W	CE RoHS CB	80
SE-12-350-700-W1A	1	0/1-10V/RX 10V PWM/Push Dim	100-240	10-42	350-700mA	12W	CE RoHS CB	80
AD-15-100-700-U1P1	2	0/1-10V/RX 10V PWM/Push Dim	100-277	10-54	100-700mA	15W	CE RoHS CB	195
AD-15-100-700-E1A1	3	0/1-10V/RX 10V PWM/Push Dim	200-240	10-54	100-700mA	15W	CE RoHS CB	170
SE-20-250-1000-W2A2	3	0/1-10V/RX 10V PWM/Push Dim	100-240	9-54	250-1000mA	20W	CE RoHS CB	160
AD-25-150-900-U1P1	2	0/1-10V/RX 10V PWM/Push Dim	100-277	10-54	150-900mA	25W	CE RoHS CB	195
AD-25-150-900-E1A1	3	0/1-10V/RX 10V PWM/Push Dim	200-240	10-54	150-900mA	25W	CE RoHS CB	170
AD-36-200-1200-U1P1	2	0/1-10V/RX 10V PWM/Push Dim	100-277	10-54	200-1200mA	36W	CE RoHS CB	190
AD-36-200-1200-E1A1	3	0/1-10V/RX 10V PWM/Push Dim	200-240	10-54	200-1200mA	36W	CE RoHS CB	175

Dimension(mm):

Picture 1 :135\*30\*20

Picture 2 :175\*44\*30

Picture 3 :167\*41\*32

# 0/1-10V CV Dimmable Driver

## Product Features

- 0/1-10V to PWM signal.
- 12-24V working voltage.
- Max current 12A.
- The compatible 0-10V professional lighting system, can also be controlled via potentiometer or ordinary switch.



Dimming Range: 0-100%

Model	Picture	Input Signal	Input Voltage Vdc	Output	Max. Output Power	Certification	G.W. (g)
DIN-711-12A	1	0/1-10V / 10V PWM Push Dim	12-24	12A*1CH	288W	FC CE RoHS	130
LT-701-6A	2	0/1-10V / 10V PWM Push Dim	12-24	6A*1CH	144W	FC CE RoHS	65
LT-701-12A	3	0/1-10V / 10V PWM Push Dim	12-24	12A*1CH	288W	FC CE RoHS	130
LT-704-5A	3	0/1-10V / 10V PWM Push Dim	12-24	5A*4CH	480W	FC CE RoHS	150

Dimension(mm):

Picture 1 :112\*67\*35

Picture 2 :135\*30\*20

Picture 3 :175\*44\*30

# 0/1-10V Dimmer

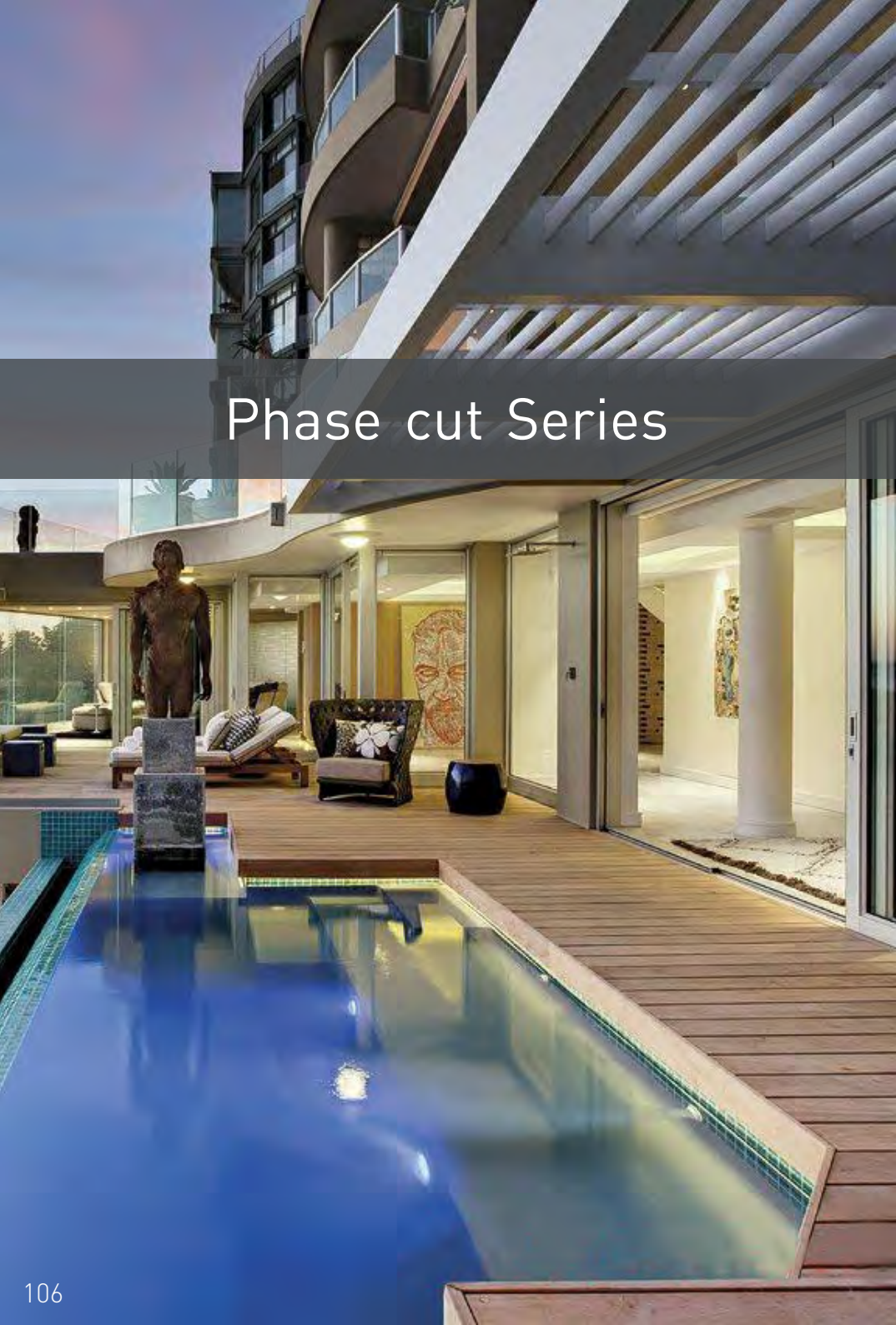


Model	Picture	Input Voltage	Output	Control Current	Switching Current	Switch Box Style	Certification	G.W. (g)
E610	1	90-250Vac	1-10V	Max. 50mA	Max. 5A	European 86*86	FC CE RoHS	220
E610P	1	100-240Vac	0-10V	Max. 50mA	Max. 5A	European 86*86	FC CE RoHS	220
E610-RF	1	100~240Vac	RF 2.4GHz,0-10V	Max. 50mA	Max. 5A	European 86*86	RoHS	220
E15-AD	2	100~240Vac	RF 2.4GHz,0-10V, 10V PWM	-	-	European 86*86	CE RoHS	225

Dimension(mm):

Picture1: 86\*86\*50 Picture 2: 86\*86\*36





# Phase cut Series

## CV Driver Phase cut

### Product Features

- Full-digital circuit design, more outstanding performance and life.
- PWM digital dimming, do not change the LED color rendering index.
- 60000: 1 depth dimming, 0-100% full range of dimming, LED starts dimming from 0.1%.
- Wide voltage range + 8 current choices, can match lamps at different power.
- Stepless dimming, no flicker.



Dimming Range: 0-100%

Model	Picture	Input Signal	Input Voltage Vac	Output Voltage Vdc	Max. Output Current	Max. Output Power	Certification	G.W. (g)
TD-36-12-E1P1	1	Triac/ELV Push Dim	200-240	12	3A*1CH	36W	CE RoHS FC	165
TD-36-24-E1P1	1	Triac/ELV Push Dim	200-240	24	1.5A*1CH	36W	CE RoHS FC	165
LM-75-12-G1T2	2	Triac/ELV Push Dim	200-240	12	6.25A*1CH	75W	CE RoHS	300
LM-75-24-G1T2	2	Triac/ELV Push Dim	200-240	24	3.12A*1CH	75W	CE RoHS	300
LM-75-12-G2T2	2	Triac/ELV Push Dim	200-240	12	3.125A*2CH	75W	CE RoHS	300
LM-75-24-G2T2	2	Triac/ELV Push Dim	200-240	24	1.56A*2CH	75W	CE RoHS	300
TD-150-12-E1M1	3	Triac/ELV Push Dim	200-240	12	12.5A*1CH	150W	CE RoHS	790
TD-150-24-E1M1	3	Triac/ELV Push Dim	200-240	24	6.25A*1CH	150W	CE RoHS	790
TD-10-MR16	4	Triac	200-240	12	0.85A*1CH	10W	CE RoHS	60

Dimension(mm):

Picture 1 :175\*44\*30

Picture 2 :292\*43\*30

Picture 3 :273\*57\*37

Picture 4 :80\*35\*22

# Phase cut CC Driver

## Product Features

- T-PWM digital dimming, maintains CRI (color rendering index).
- Support Triac, Push Dim.
- Dimming range: 0-100%, LED start at 0.1% possible.
- Multiple current, wide voltage, compatible with a variety of LED lights.
- Short circuit / Over-heat / Over load / Non-load protection



Dimming Range: 0-100%

Model	Picture	Input Signal	Input Voltage Vac	Output Voltage Vdc	Output Current	Max. Output Power	Certification	G.W. (g)
TD-10-100-400-E1P1	1	Triac/ELV	200-240	10-45	100-400mA	10W	CE RoHS	80
TD-10-350-700-E1P1	1	Triac/ELV	200-240	3-24	350-700mA	10W	CE RoHS	80
TD-13-150-500-G1T	2	Triac/ELV Push Dim	200-240	9-45	150-500mA	13W	CE RoHS	120
TD-15-150-700-EFP1	3	Triac/ELV Push Dim	200-240	3-45	150-700mA	15W	CE RoHS	173
TD-20-200-700-EFP1	3	Triac/ELV Push Dim	200-240	3-45	200-700mA	20W	CE RoHS	130
TD-25-200-900-EFP1	3	Triac/ELV Push Dim	200-240	3-45	200-900mA	25W	CE RoHS	173
TD-30-300-900-EFP1	3	Triac/ELV Push Dim	200-240	3-45	300-900mA	30W	CE RoHS	140
TD-36-450-1200-EFP1	3	Triac/ELV/Push	200-240	9-54	450-1200mA	36W	CE RoHS	173
TR-9-150-500-G1T	4	Triac/ELV	200-240	9-36	150-500mA	9W	CE	75

Dimension(mm):

Picture 1 :135\*30\*20

Picture 2 :167\*41\*32

Picture 3 :175\*44\*30

Picture 4 :80\*35\*23

# Dimmer Phase cut



Model	Picture	Input Voltage	Dimming Mode	Working Current	Switch Box Style	Certification	G.W. (g)
E6-TD1	1	220-240Vac	Leading Edge Triac	Max. 3.15A	European 86*86	CE RoHS FC	180
E1S-TD	2	100-240Vac	RF 2.4GHz, Trailing edge (ELV)	Max. 1A	European 86*86	CE RoHS	225

Dimension(mm):

Picture 1: 86\*86\*50

Picture 2: 86\*86\*36







# SPI Controller

## SPI Master Controller SPI Controller

### Product Features

- Compatible with LED luminaries for almost driving ICs.
- Lighting effects adjustable on speed, color and brightness etc.
- Customized lighting effects available.
- 16 presetting dynamic scenes with fading, chasing etc.
- Wireless RF remote control.
- Entertainment lighting and festival decoration.



Model	Input Voltage	Output Signal	Change Mode	Pixel	Certification	Dimension (mm)	G.W. (g)
SPI-16S + M16S	5-24Vdc	SPI	16	1020	FC CE RoHS	135*30*20	135

### Product Features

- Support DMX512/1990 Protocol.
- LCD operation screen, powerful function and easy to use.
- Control method: RF remote, master controller buttons and DMX Console.
- DMX-SPI Decoder function.
- Built-in perpetual calendar, can be set up different programs in any time.
- 540 changing modes.
- Output terminals: green terminal, signal and power 2 in 1.
- Entertainment lighting, theme park, building exterior lighting.



Model	Input Voltage	Power Consumption	Output Signal	3rd Part Port	Change Mode	Control Qty	Terminal	Certification	G.W. (g)
LT-200	12Vdc	< 2W	SPI	DMX512	540	1024 Pixels	3-pin XLR, RJ45 Green Terminal	FC CE RoHS	820

Dimension(mm):163\*128\*40

# SPI Controller SPI Master Controller

## Product Features

Computer synchronized playing; SD card offline playing; WIFI wireless control; automatic timing control; SPI/DMX512 signal output; support third-party DMX console; control first-advanced color grey scale processing technology; support all kinds of arbitrary wiring to the special-shaped lighting project; Easy and convenient parameter setting.



On-line Transmission Mode: TCP/IP Standard Internet Protocol

Model	Input Voltage	Output Channels	Off-line Storage Media	SD Card Capability	Refreshing Frequency	Input & Output Interface	Certification	G.W. (g)
LT-600	12Vdc	16	SD Card	Max. 2GB	60Hz-3000Hz	RJ45	FC CE RoHS	1445

Dimension(mm):203\*125\*47

## Product Features

- DMX512 management mode.
- DMX512 digital signal change into SPI (TTL) digital signal.
- Based on different LED it can change RGB sequence.
- Via DMX512 master controller to use the built-in function of the controller.
- Magical function: enlarge the LED lamps control quantity in 32 times.
- Exchange 7 types IC and support more different kinds of IC driving lamps.



Power Consumption: 1W

Model	Picture	Input Signal	Input Voltage	Output Signal	Change Mode	Control Qty	DMX512 Channel	Certification	G.W. (g)
DMX-SPI-202	1	DMX512	5-24Vdc	SPI(TTL)	16	170 Pixels	512CH	FC CE RoHS	140
DMX-SPI-203	2	DMX512	5-24Vdc	SPI(TTL)	540	1024 Pixels	DMX Manage: 6CH DMX Decode: 510CH	FC CE RoHS	240

Dimension(mm):175\*44\*30

# SPI Signal Amplifier SPI Controller

## Product Features

- 2CH/5CH output.
- Compatible with most of SPI controller.



Model	Input Signal	Output Signal	Input Voltage	Waterproof Level	Certification	Dimension (mm)	G.W. (g)
LT-122	SPI	2CH SPI	5-36Vdc	IP67	FC CE RoHS	92*37*30	110



# Dimming Signal Converter



Model	Input Signal	Dimming Mode	Input Voltage	Working Current	Dimming Range	Certification	G.W. (g)
LT-834	DALI, DMX/RDM Push Dim	Leading edge (triac)	100-240Vac	Max. 5A	0-100%	CE RoHS FC	140

Dimension(mm):175\*44\*30



Model	Picture	Input Signal	Input Voltage	Output Signal	Dimming Range	Certification	G.W. (g)
LT-844	1	DMX/RDM Push Dim	100-240Vac	0-10V*4CH (default) or 5V PWM*4CH or 10V PWM*4CH	0-100%	CE RoHS FC	130
LT-484S	2	DALI/ Push Dim	100-240Vac	0-10V*4CH (default) or 5V PWM*4CH or 10V PWM*4CH	0-100%	CE RoHS FC	130

Dimension(mm):175\*44\*30

# Dimming Signal Converter





# LED Power Repeater Series

## CV LED Power Repeater

### Product Features

- PWM (pulse width modulation), compatible with all CV power repeaters.
- Increase more power load.
- Protective plastic housing and metal housing optional.
- Better color reducibility.
- Available for indoor LED lighting application.



Model	Picture	Input Signal	Input Voltage	Current Load	Max. Load Power	Certification	G.W. (g)
LT-3010-8A	1	PWM	12-24Vdc	8A*1CH	192W	FC CE RoHS	65
LT-3010-12A	2	PWM	12-24Vdc	12A*1CH	288W	FC CE RoHS	125
LT-3060-8A	3	PWM	5-24Vdc	8A*3CH	576W	FC CE RoHS	380
LT-3070-8A	3	PWM	12-48Vdc	8A*3CH	1152W	FC CE RoHS	380
LT-3040-5A	2	PWM	5-24Vdc	5A*4CH	480W	FC CE RoHS	145
LT-3030-6A	2	PWM	5-24Vdc	6A*3CH	432W	FC CE RoHS	135
LT-3063-3A	4	PWM	5-24Vdc	3A*3CH	216W	FC CE RoHS	235
LT-3060S	5	PWM	5-24Vdc	5A*3CH	360W	FC CE RoHS	100

Dimension(mm):

Picture 1:135\*30\*20

Picture 2:175\*44\*33

Picture 3:148\*87\*23

Picture 4:163\*35\*28

Picture 5:121\*39\*39

## CC LED Power Repeater



Output Signal: CC PWM

Model	Input Signal	Input Voltage	Output Voltage	Current Load	Max. Load Power	Certification	Dimension (mm)	G.W. (g)
LT-3020-CC	PWM	12-48Vdc	3-46Vdc	1400/1750/2100mA*1CH	96.6W	FC CE RoHS	175*44*30	125
LT-3040-CC	PWM	12-48Vdc	3-46Vdc	350/700/1050mA*4CH	193.2W	FC CE RoHS	175*44*30	150

